

Lander Senior Citizens Center, Inc.

2014 Annual Agency Profile

205 South 10th Street
Lander, WY 82520

Local Government Coordinator: Mr. Taylor Rossetti
(307) 777-4438

General Information

Service Consumption

17,339 Annual Unlinked Trips (UPT)

Service Supplied

48,901 Annual Vehicle Revenue Miles (VRM)

2,032 Annual Vehicle Revenue Hours (VRH)

Summary of Operating Expenses (OE)

\$126,990 Total Operating Expenses

Database Information

NTDID: 8R05-80223

Reporter Type: Rural General Public Transit

Financial Information

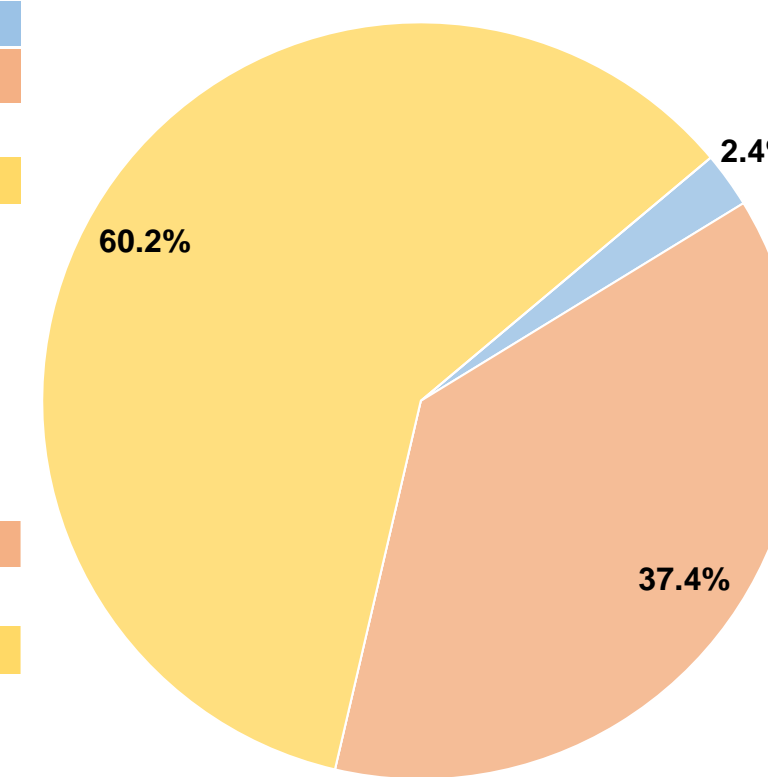
Sources of Operating Funds Expended

Fare Revenues	\$3,000	2.4%
Local Funds	\$47,481	37.4%
State Funds	\$0	0.0%
Federal Assistance	\$76,509	60.2%
Other Funds	\$0	0.0%
Total Operating Funds Expended	\$126,990	100.0%

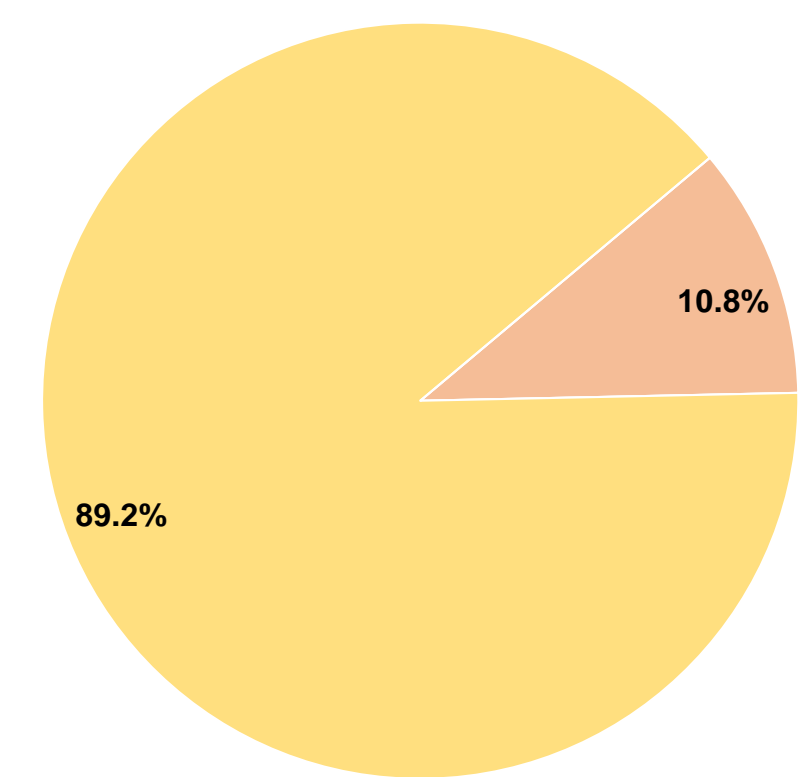
Sources of Capital Funds Expended

Fare Revenues	\$0	0.0%
Local Funds	\$5,587	10.8%
State Funds	\$0	0.0%
Federal Assistance	\$46,249	89.2%
Other Funds	\$0	0.0%
Total Capital Funds Expended	\$51,836	100.0%

Operating Funding Sources



Capital Funding Sources



Modal Characteristics

Operation Characteristics

Vehicles Operated at Maximum Service

Mode	Directly Operated	Purchased Transportation	Operating Expenses	Fare Revenues	Uses of Capital Funds	Annual Unlinked Trips	Annual Vehicle Revenue Miles	Annual Vehicle Revenue Hours
Demand Response	6	-	\$126,990	\$3,000	\$51,836	17,339	48,901	2,032
Total	6	-	\$126,990	\$3,000	\$51,836	17,339	48,901	2,032

Performance Measures

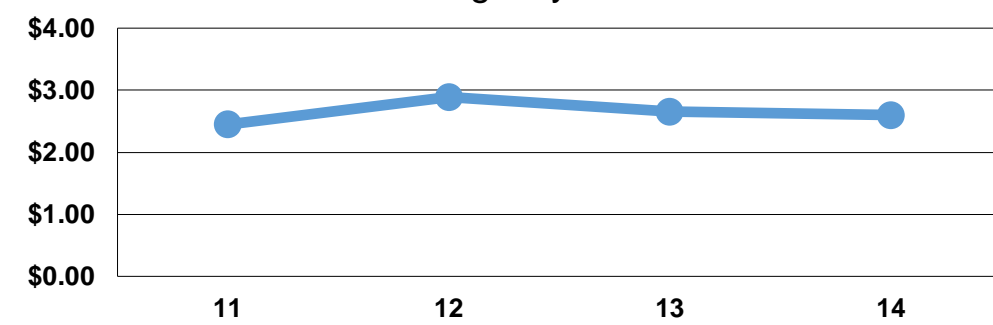
Service Efficiency

Mode	Operating Expenses per Vehicle Revenue Mile	Operating Expenses per Vehicle Revenue Hour
Demand Response	\$2.60	\$62.50
Total	\$2.60	\$62.50

Service Effectiveness

Mode	Operating Expenses per Unlinked Passenger Trip	Unlinked Trips per Vehicle Revenue Mile	Unlinked Trips per Vehicle Revenue Hour
Demand Response	\$7.32	0.4	8.5
Total	\$7.32	0.4	8.5

Operating Expense per Vehicle Revenue Mile: Agency Total



Unlinked Passenger Trips per Vehicle Revenue Mile: Agency Total

