

Town of Mountain Village
2014 Annual Agency Profile

General Information

Service Consumption

2,457,772 Annual Unlinked Trips (UPT)

Service Supplied

3,565,158 Annual Vehicle Revenue Miles (VRM)

300,151 Annual Vehicle Revenue Hours (VRH)

Summary of Operating Expenses (OE)

\$3,736,542 Total Operating Expenses

Database Information

NTDID: 8R01-80256

Reporter Type: Rural General Public Transit

Financial Information

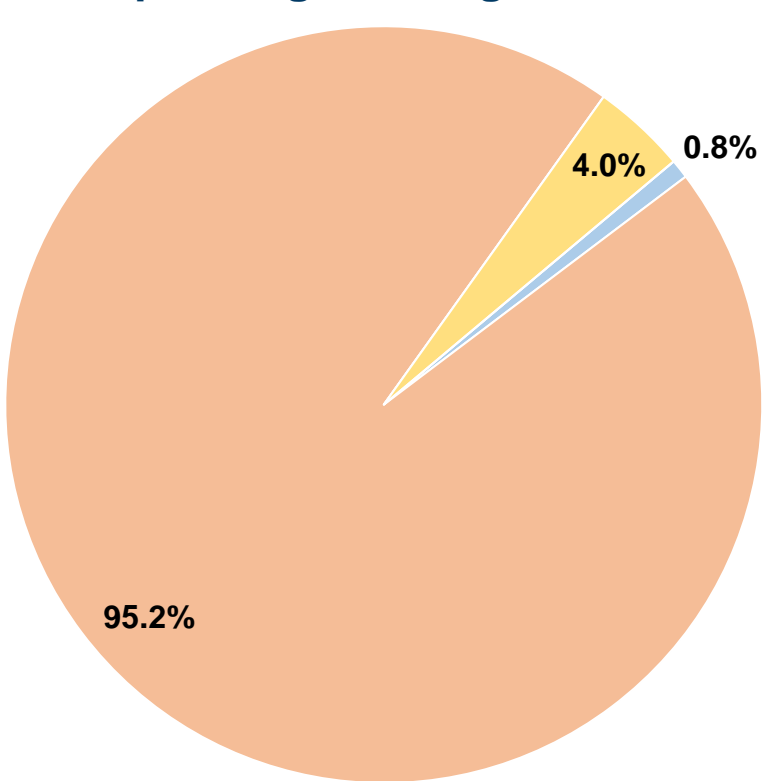
Sources of Operating Funds Expended

Fare Revenues	\$30,515	0.8%
Local Funds	\$3,555,931	95.2%
State Funds	\$0	0.0%
Federal Assistance	\$150,096	4.0%
Other Funds	\$0	0.0%
Total Operating Funds Expended	\$3,736,542	100.0%

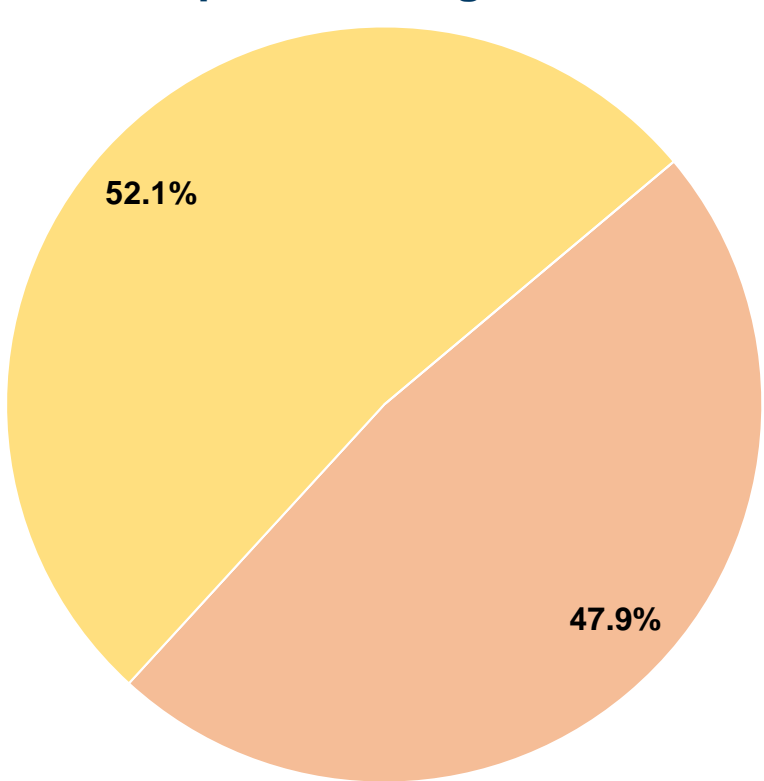
Sources of Capital Funds Expended

Fare Revenues	\$0	0.0%
Local Funds	\$253,689	47.9%
State Funds	\$0	0.0%
Federal Assistance	\$275,813	52.1%
Other Funds	\$0	0.0%
Total Capital Funds Expended	\$529,502	100.0%

Operating Funding Sources



Capital Funding Sources



Modal Characteristics

Operation Characteristics

Vehicles Operated
at Maximum Service

Mode	Directly Operated	Purchased Transportation	Operating Expenses	Fare Revenues	Uses of Capital Funds	Annual Unlinked Trips	Annual Vehicle Revenue Miles	Annual Vehicle Revenue Hours
Bus	4	-	\$193,805	\$0	\$0	33,799	65,913	3,822
Aerial Tramway	59	-	\$3,448,915	\$0	\$393,339	2,407,193	3,256,544	291,283
Vanpool	14	-	\$93,822	\$30,515	\$136,163	16,780	242,701	5,046
Total	77	-	\$3,736,542	\$30,515	\$529,502	2,457,772	3,565,158	300,151

Performance Measures


Service Efficiency

Mode	Operating Expenses per Vehicle Revenue Mile	Operating Expenses per Vehicle Revenue Hour
Bus	\$2.94	\$50.71
Aerial Tramway	\$1.06	\$11.84
Vanpool	\$0.39	\$18.59
Total	\$1.05	\$12.45

Service Effectiveness

Mode	Operating Expenses per Unlinked Passenger Trip	Unlinked Trips per Vehicle Revenue Mile	Unlinked Trips per Vehicle Revenue Hour
Bus	\$5.73	0.5	8.8
Aerial Tramway	\$1.43	0.7	8.3
Vanpool	\$5.59	0.1	3.3
Total	\$1.52	0.7	8.2

Operating Expense per Vehicle Revenue Mile:
Agency Total



Unlinked Passenger Trips per Vehicle Revenue
Mile: Agency Total

