

General Information

Federally Recognized Tribal Statistical Areas

197 Pine Ridge Reservation, SD--NE

Service Consumption

17,399 Annual Unlinked Trips (UPT)

Service Supplied

373,648 Annual Vehicle Revenue Miles (VRM)

11,984 Annual Vehicle Revenue Hours (VRH)

Database Information

NTDID: 88122

Reporter Type: Tribal Reporter

Financial Information

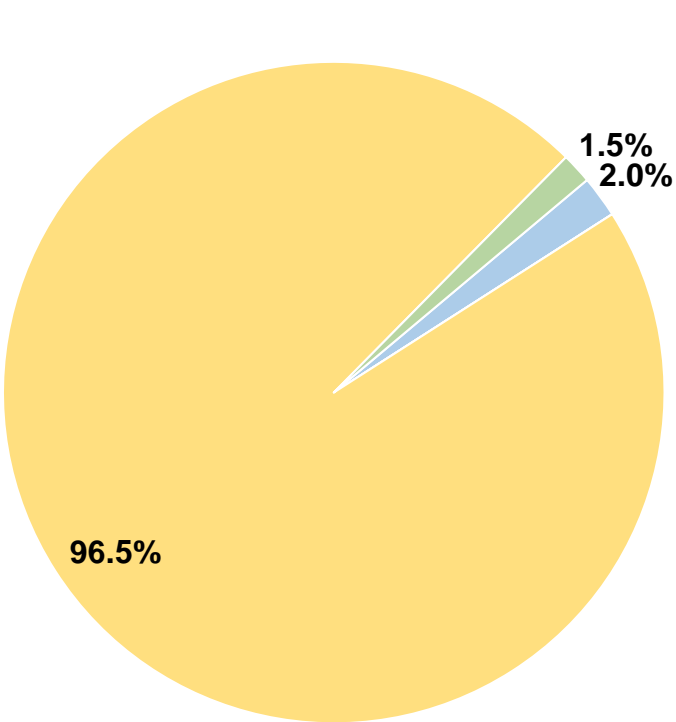
Sources of Operating Funds Expended

Fare Revenues	\$16,824	2.0%
Local Funds	\$0	0.0%
State Funds	\$0	0.0%
Federal Assistance	\$793,576	96.5%
Other Funds	\$12,280	1.5%
Total Operating Funds Expended	\$822,680	100.0%

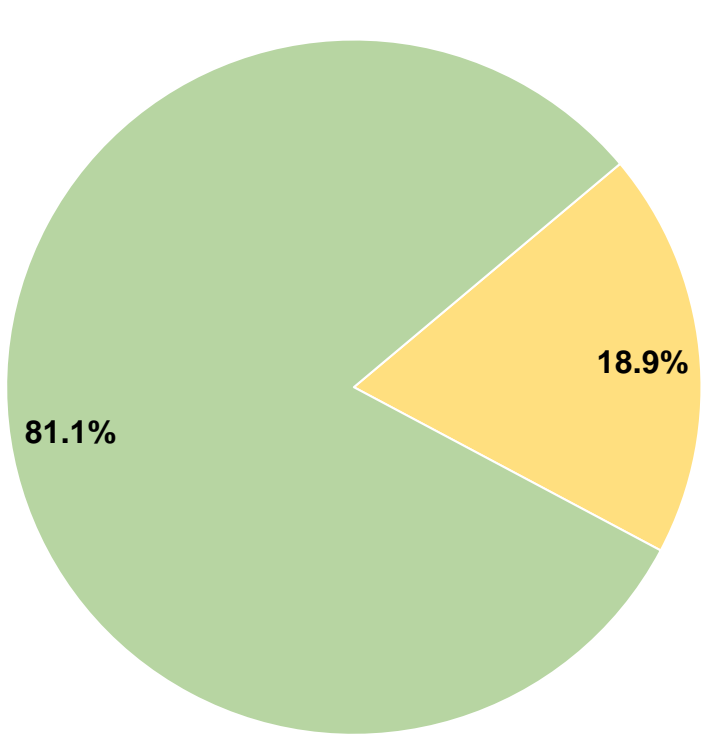
Sources of Capital Funds Expended

Fare Revenues	\$0	0.0%
Local Funds	\$0	0.0%
State Funds	\$0	0.0%
Federal Assistance	\$13,163	18.9%
Other Funds	\$56,501	81.1%
Total Capital Funds Expended	\$69,664	100.0%

Operating Funding Sources



Capital Funding Sources



Modal Characteristics

Operation Characteristics

Vehicles Operated
at Maximum Service

Mode	Directly Operated	Purchased Transportation	Operating Expenses	Fare Revenues	Uses of Capital Funds	Annual Unlinked Trips	Annual Vehicle Revenue Miles	Annual Vehicle Revenue Hours	Average Fleet Age in Years¹
Bus	7	-	\$822,680	\$16,824	\$69,664	17,399	373,648	11,984	4.1
Total	7	-	\$822,680	\$16,824	\$69,664	17,399	373,648	11,984	

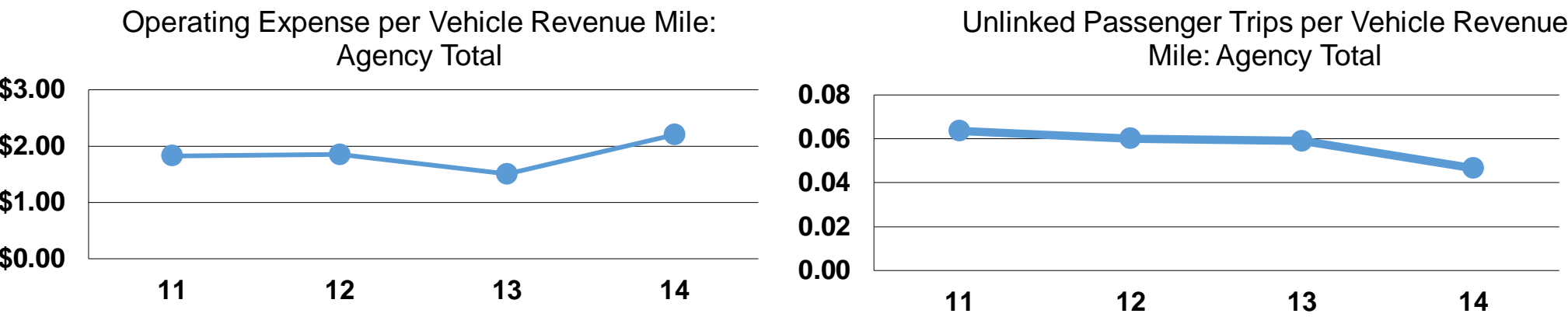
Performance Measures

Service Efficiency

Mode	Operating Expenses per Vehicle Revenue Mile	Operating Expenses per Vehicle Revenue Hour
Bus	\$2.20	\$68.65
Total	\$2.20	\$68.65

Service Effectiveness

Mode	Operating Expenses per Unlinked Passenger Trip	Unlinked Trips per Vehicle Revenue Mile	Unlinked Trips per Vehicle Revenue Hour
Bus	\$47.28	0.0	1.5
Total	\$47.28	0.0	1.5



Notes:
¹Demand Response - Taxi (DT) and non-dedicated fleets do not report fleet age data.