

Northern Cheyenne Tribe (NCT)
2014 Annual Agency Profile

General Information

Federally Recognized Tribal Statistical Areas
176 Northern Cheyenne Indian Reservation and Off-Reservation
Trust Land, MT--SD

Service Consumption
8,094 **Annual Unlinked Trips (UPT)**

Service Supplied
81,930 **Annual Vehicle Revenue Miles (VRM)**
4,690 **Annual Vehicle Revenue Hours (VRH)**

Database Information
NTDID: 88116
Reporter Type: Tribal Reporter

Financial Information

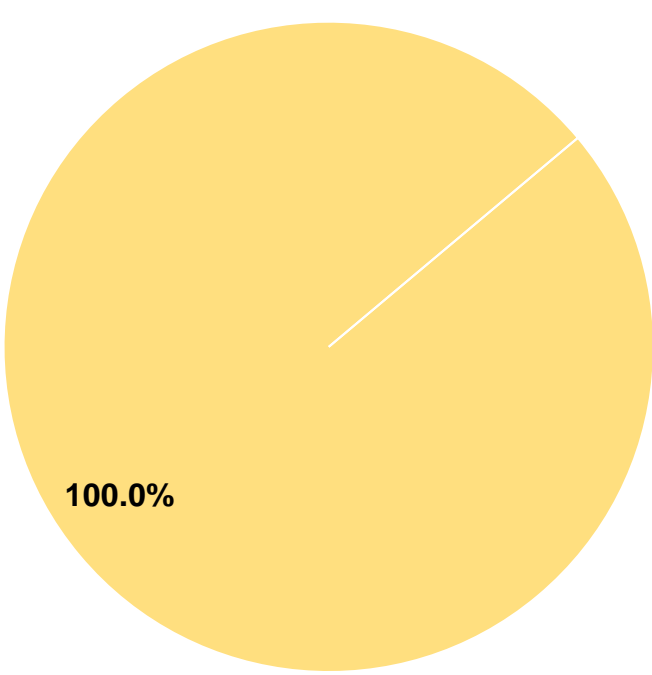
Sources of Operating Funds Expended

Fare Revenues	\$0	0.0%
Local Funds	\$0	0.0%
State Funds	\$0	0.0%
Federal Assistance	\$118,454	100.0%
Other Funds	\$0	0.0%
Total Operating Funds Expended	\$118,454	100.0%

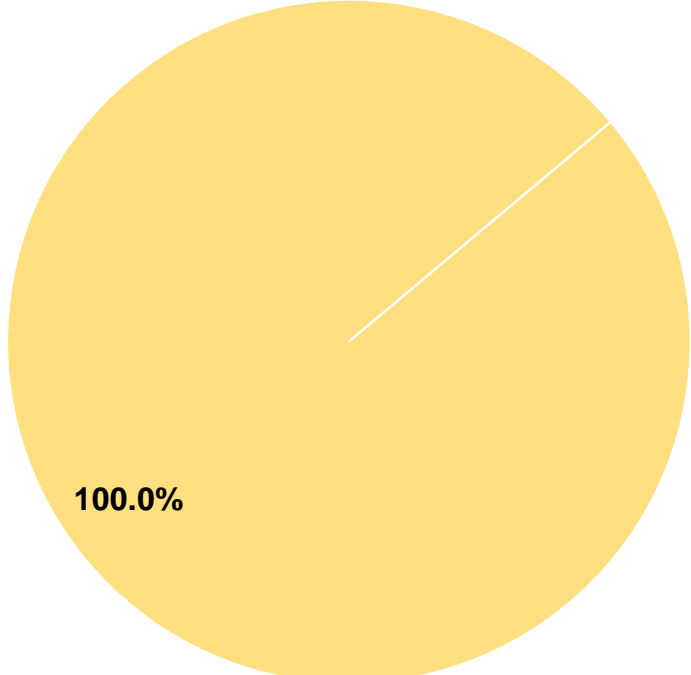
Sources of Capital Funds Expended

Fare Revenues	\$0	0.0%
Local Funds	\$0	0.0%
State Funds	\$0	0.0%
Federal Assistance	\$33,181	100.0%
Other Funds	\$0	0.0%
Total Capital Funds Expended	\$33,181	100.0%

Operating Funding Sources



Capital Funding Sources



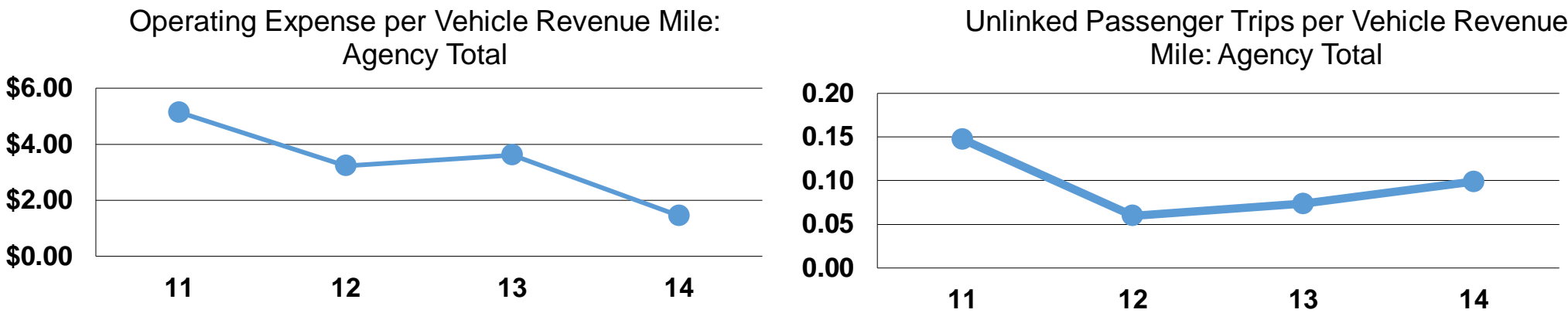
Modal Characteristics

Operation Characteristics

Mode	Vehicles Operated at Maximum Service			Fare Revenues	Uses of Capital Funds	Annual Unlinked Trips	Annual Vehicle Revenue Miles	Annual Vehicle Revenue Hours	Average Fleet Age in Years ¹
	Directly Operated	Purchased Transportation	Operating Expenses						
Bus	2	-	\$118,454	\$0	\$33,181	8,094	81,930	4,690	4.3
Total	2	-	\$118,454	\$0	\$33,181	8,094	81,930	4,690	

Performance Measures

Mode	Service Efficiency		Mode	Service Effectiveness	
	Operating Expenses per Vehicle Revenue Mile	Operating Expenses per Vehicle Revenue Hour		Operating Expenses per Unlinked Passenger Trip	Unlinked Trips per Vehicle Revenue Mile
Bus	\$1.45	\$25.26	Bus	\$14.63	0.1
Total	\$1.45	\$25.26	Total	\$14.63	0.1



Notes:
¹Demand Response - Taxi (DT) and non-dedicated fleets do not report fleet age data.