

General Information

Federally Recognized Tribal Statistical Areas

262 Southern Ute Reservation, CO

Service Consumption

624 Annual Unlinked Trips (UPT)

Service Supplied

31,200 Annual Vehicle Revenue Miles (VRM)

1,092 Annual Vehicle Revenue Hours (VRH)

Database Information

NTDID: 80017

Reporter Type: Tribal Reporter

Financial Information

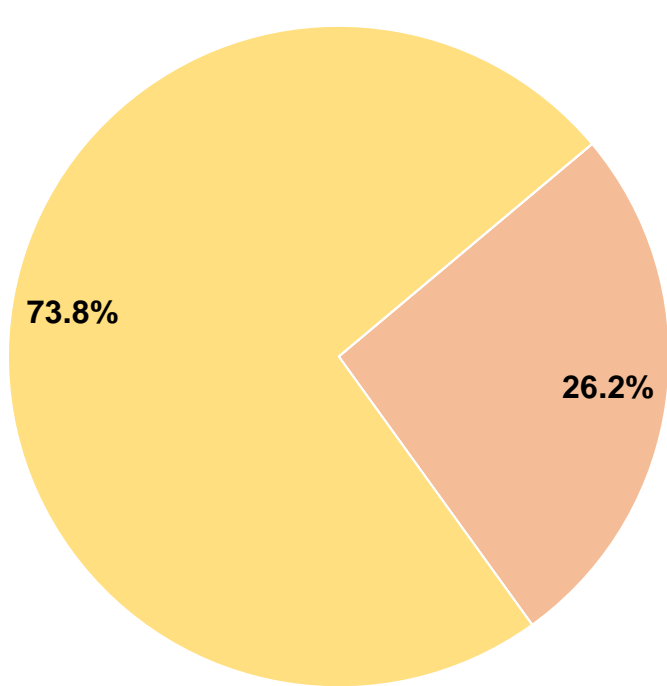
Sources of Operating Funds Expended

Fare Revenues	\$0	0.0%
Local Funds	\$76,016	26.2%
State Funds	\$0	0.0%
Federal Assistance	\$214,450	73.8%
Other Funds	\$0	0.0%
Total Operating Funds Expended	\$290,466	100.0%

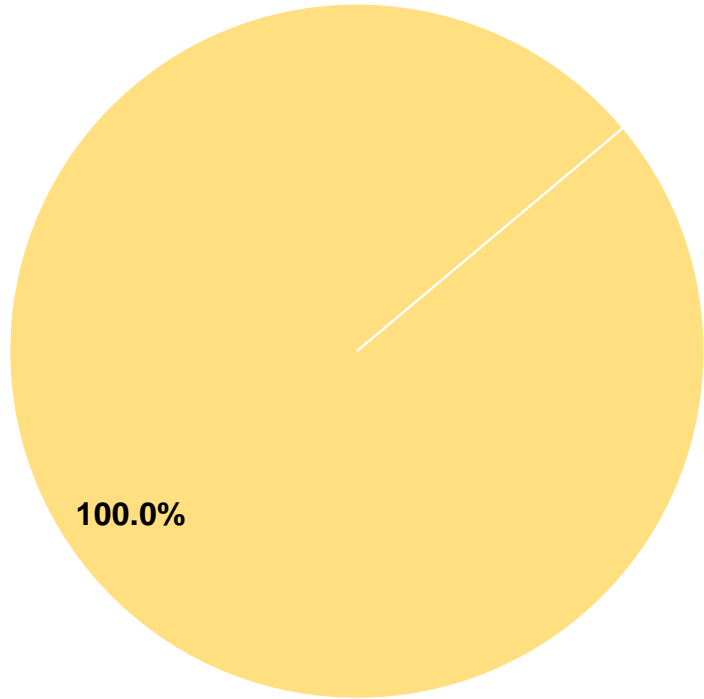
Sources of Capital Funds Expended

Fare Revenues	\$0	0.0%
Local Funds	\$0	0.0%
State Funds	\$0	0.0%
Federal Assistance	\$61,126	100.0%
Other Funds	\$0	0.0%
Total Capital Funds Expended	\$61,126	100.0%

Operating Funding Sources



Capital Funding Sources



Modal Characteristics

Operation Characteristics

Vehicles Operated at Maximum Service

Mode	Directly Operated	Purchased Transportation	Operating Expenses	Fare Revenues	Uses of Capital Funds	Annual Unlinked Trips	Annual Vehicle Revenue Miles	Annual Vehicle Revenue Hours	Average Fleet Age in Years ¹
Demand Response	1	-	\$290,466	\$0	\$61,126	624	31,200	1,092	0.0
Total	1	-	\$290,466	\$0	\$61,126	624	31,200	1,092	

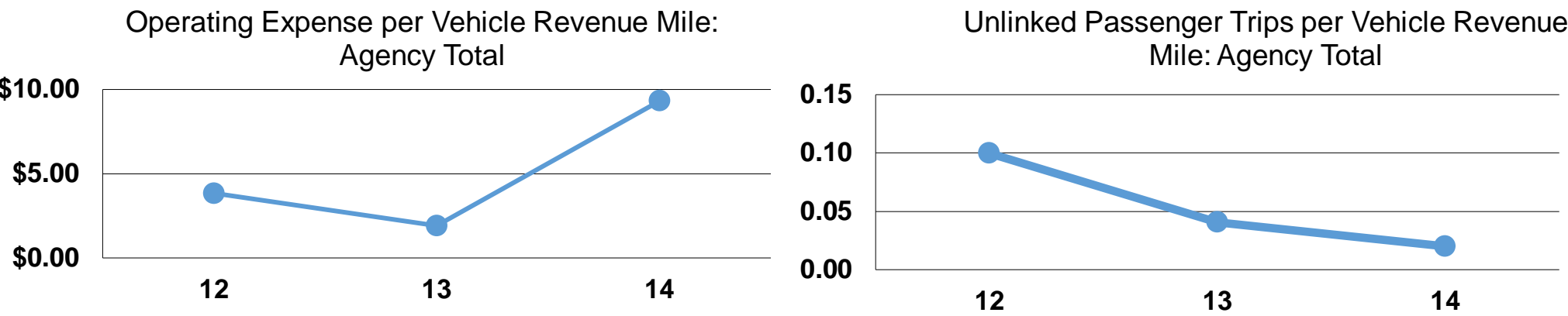
Performance Measures

Service Efficiency

Mode	Operating Expenses per Vehicle Revenue Mile	Operating Expenses per Vehicle Revenue Hour
Demand Response	\$9.31	\$265.99
Total	\$9.31	\$265.99

Service Effectiveness

Mode	Operating Expenses per Unlinked Passenger Trip	Unlinked Trips per Vehicle Revenue Mile	Unlinked Trips per Vehicle Revenue Hour
Demand Response	\$465.49	0.0	0.6
Total	\$465.49	0.0	0.6



Notes:

¹Demand Response - Taxi (DT) and non-dedicated fleets do not report fleet age data.