

General Information

Federally Recognized Tribal Statistical Areas

419 Ponca OTSA, OK; 427 Kaw/Ponca joint-use OTSA, OK

Service Consumption

93,448 Annual Unlinked Trips (UPT)

Service Supplied

157,310 Annual Vehicle Revenue Miles (VRM)

9,324 Annual Vehicle Revenue Hours (VRH)

Database Information

NTDID: 66146

Reporter Type: Tribal Reporter

Financial Information

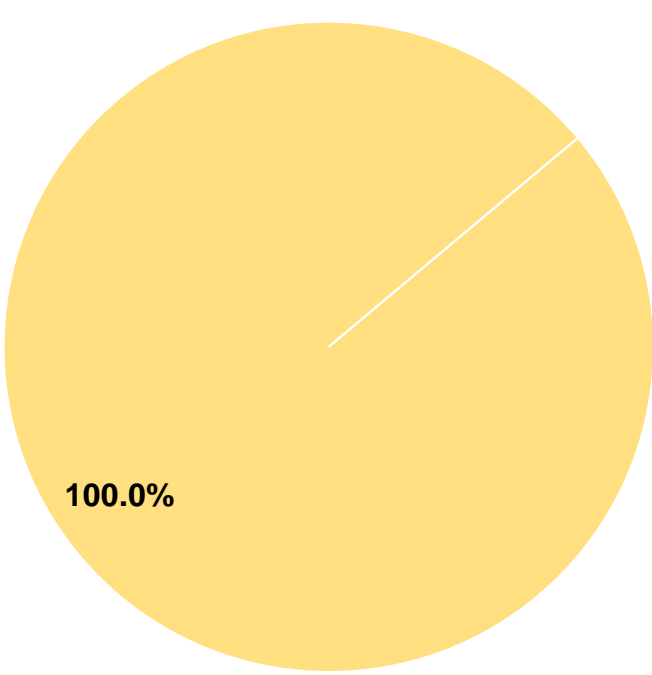
Sources of Operating Funds Expended

Fare Revenues	\$0	0.0%
Local Funds	\$0	0.0%
State Funds	\$0	0.0%
Federal Assistance	\$317,764	100.0%
Other Funds	\$0	0.0%
Total Operating Funds Expended	\$317,764	100.0%

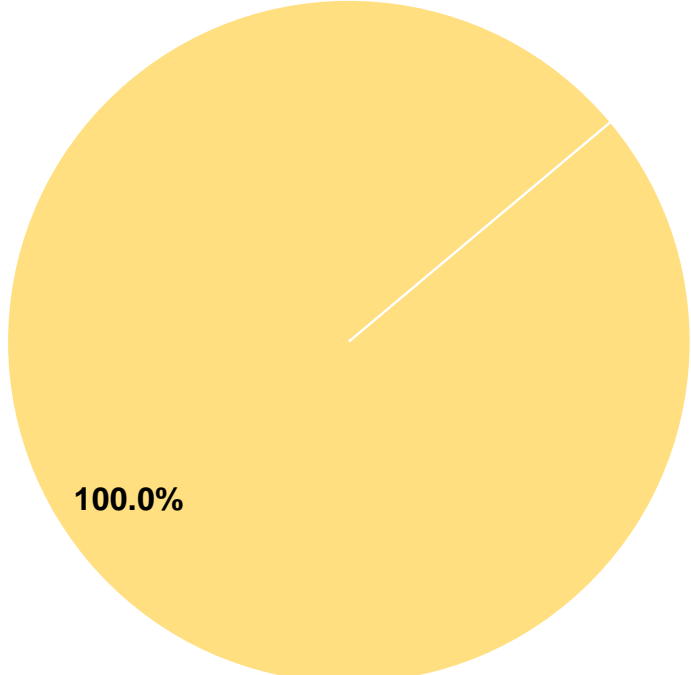
Sources of Capital Funds Expended

Fare Revenues	\$0	0.0%
Local Funds	\$0	0.0%
State Funds	\$0	0.0%
Federal Assistance	\$21,334	100.0%
Other Funds	\$0	0.0%
Total Capital Funds Expended	\$21,334	100.0%

Operating Funding Sources



Capital Funding Sources



Modal Characteristics

Operation Characteristics

Vehicles Operated at Maximum Service

Mode	Directly Operated	Purchased Transportation	Operating Expenses	Fare Revenues	Uses of Capital Funds	Annual Unlinked Trips	Annual Vehicle Revenue Miles	Annual Vehicle Revenue Hours	Average Fleet Age in Years ¹
Demand Response	5	-	\$317,764	\$0	\$21,334	93,448	157,310	9,324	4.3
Total	5	-	\$317,764	\$0	\$21,334	93,448	157,310	9,324	

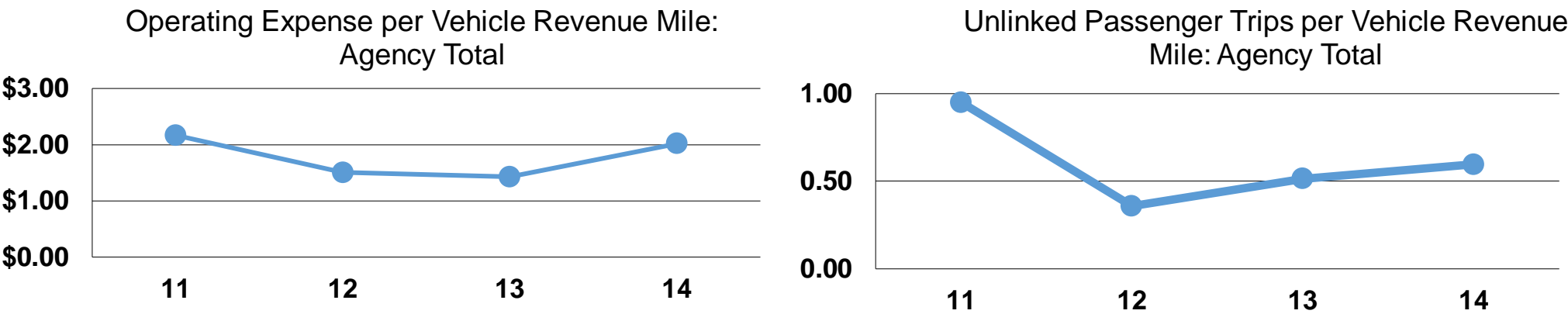
Performance Measures

Service Efficiency

Mode	Operating Expenses per Vehicle Revenue Mile	Operating Expenses per Vehicle Revenue Hour
Demand Response	\$2.02	\$34.08
Total	\$2.02	\$34.08

Service Effectiveness

Mode	Operating Expenses per Unlinked Passenger Trip	Unlinked Trips per Vehicle Revenue Mile	Unlinked Trips per Vehicle Revenue Hour
Demand Response	\$3.40	0.6	10.0
Total	\$3.40	0.6	10.0



Notes:
¹Demand Response - Taxi (DT) and non-dedicated fleets do not report fleet age data.