

Anson County (Anson County Transportation System)

2014 Annual Agency Profile

Deputy Director: Ms. Tammy Montanez
919-707-4687

General Information

Financial Information

Service Consumption

38,005 Annual Unlinked Trips (UPT)

Service Supplied

415,021 Annual Vehicle Revenue Miles (VRM)

20,000 Annual Vehicle Revenue Hours (VRH)

Summary of Operating Expenses (OE)

\$819,661 Total Operating Expenses

Database Information

NTDID: 4R06-41113

Reporter Type: Rural General Public Transit

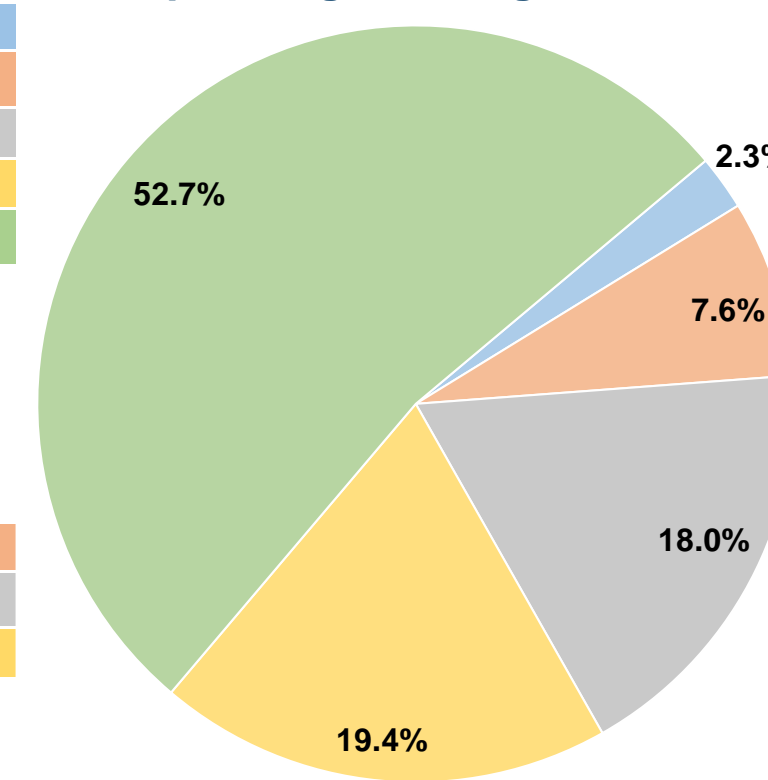
Sources of Operating Funds Expended

Fare Revenues	\$19,141	2.3%
Local Funds	\$62,141	7.6%
State Funds	\$147,416	18.0%
Federal Assistance	\$159,015	19.4%
Other Funds	\$431,948	52.7%
Total Operating Funds Expended	\$819,661	100.0%

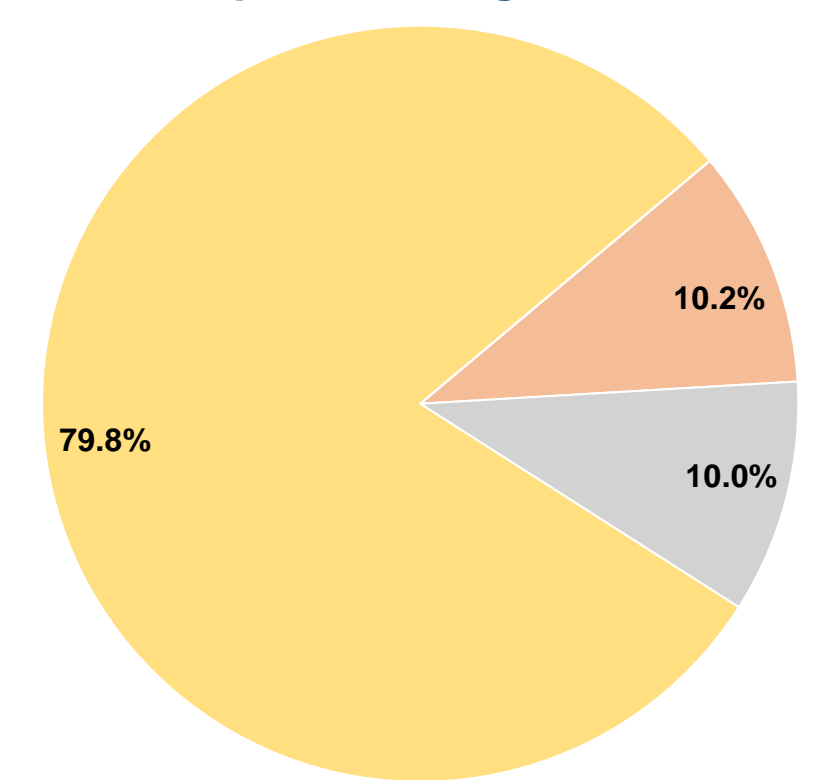
Sources of Capital Funds Expended

Fare Revenues	\$0	0.0%
Local Funds	\$9,510	10.2%
State Funds	\$9,328	10.0%
Federal Assistance	\$74,628	79.8%
Other Funds	\$0	0.0%
Total Capital Funds Expended	\$93,466	100.0%

Operating Funding Sources



Capital Funding Sources



Modal Characteristics

Operation Characteristics

Vehicles Operated at Maximum Service

Mode	Directly Operated	Purchased Transportation	Operating Expenses	Fare Revenues	Uses of Capital Funds	Annual Unlinked Trips	Annual Vehicle Revenue Miles	Annual Vehicle Revenue Hours
Demand Response	11	-	\$819,661	\$19,141	\$93,466	38,005	415,021	20,000
Total	11	-	\$819,661	\$19,141	\$93,466	38,005	415,021	20,000

Performance Measures

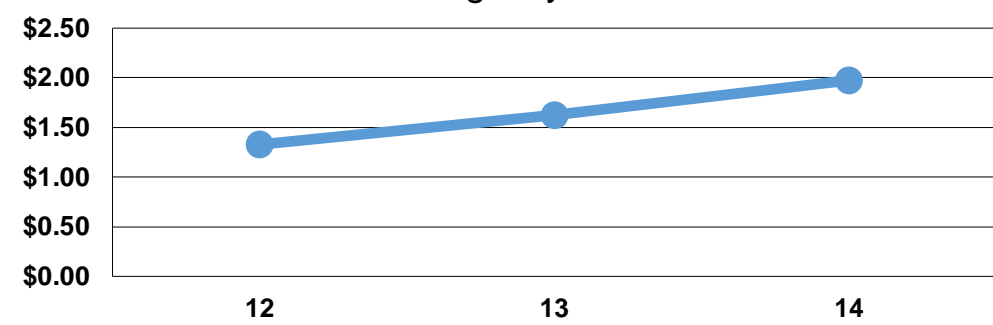
Service Efficiency

Mode	Operating Expenses per Vehicle Revenue Mile	Operating Expenses per Vehicle Revenue Hour
Demand Response	\$1.98	\$40.98
Total	\$1.97	\$40.98

Service Effectiveness

Mode	Operating Expenses per Unlinked Passenger Trip	Unlinked Trips per Vehicle Revenue Mile	Unlinked Trips per Vehicle Revenue Hour
Demand Response	\$21.57	0.1	1.9
Total	\$21.57	0.1	1.9

Operating Expense per Vehicle Revenue Mile: Agency Total



Unlinked Passenger Trips per Vehicle Revenue Mile: Agency Total

