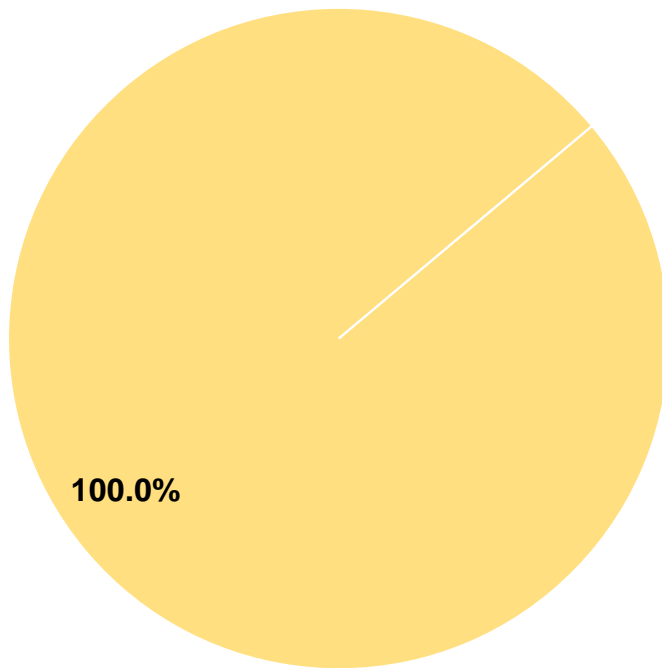
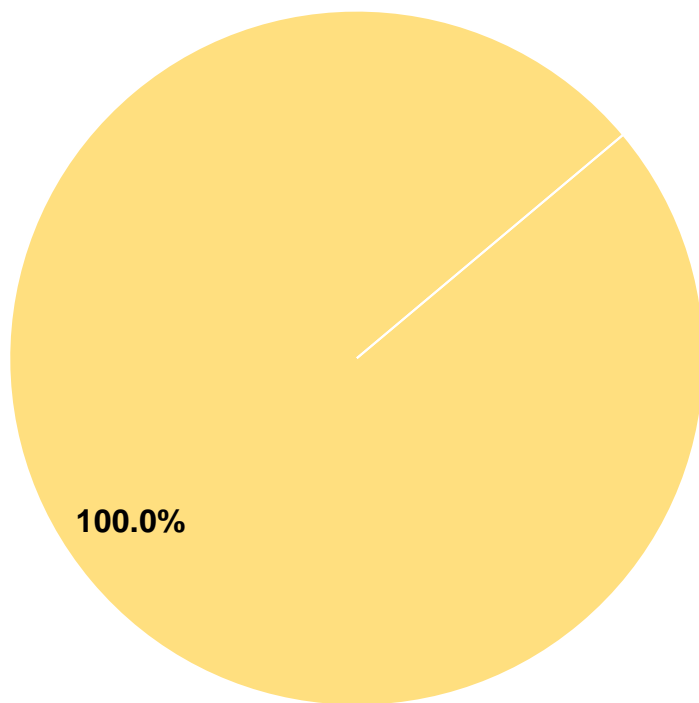
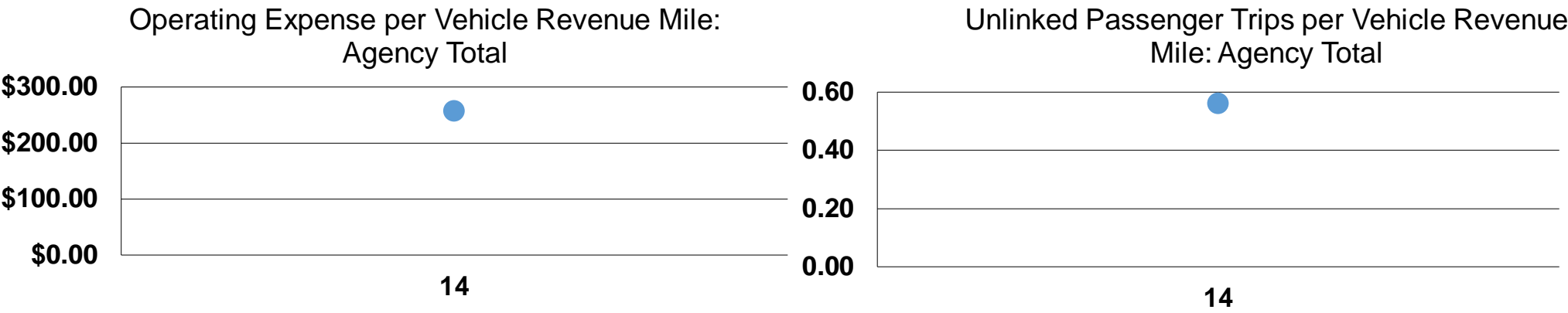


Gwichyaa Zhee Tribal Transit Service
2014 Annual Agency Profile

General Information		Financial Information					
Federally Recognized Tribal Statistical Areas		Sources of Operating Funds Expended		Operating Funding Sources		Capital Funding Sources	
494 Fort Yukon ANVSA, AK		Fare Revenues	\$0	0.0%			
		Local Funds	\$0	0.0%			
		State Funds	\$0	0.0%			
		Federal Assistance	\$85,085	100.0%			
		Other Funds	\$0	0.0%			
		Total Operating Funds Expended	\$85,085	100.0%			
Service Consumption		Sources of Capital Funds Expended					
186 Annual Unlinked Trips (UPT)		Fare Revenues	\$0	0.0%			
		Local Funds	\$0	0.0%			
		State Funds	\$0	0.0%			
		Federal Assistance	\$88,192	100.0%			
		Other Funds	\$0	0.0%			
		Total Capital Funds Expended	\$88,192	100.0%			
Service Supplied							
332 Annual Vehicle Revenue Miles (VRM)							
42 Annual Vehicle Revenue Hours (VRH)							
Database Information							
NTDID: 00400							
Reporter Type: Tribal Reporter							

Modal Characteristics										
Operation Characteristics										
		Vehicles Operated at Maximum Service								
Mode	Directly Operated	Purchased Transportation	Operating Expenses	Fare Revenues	Uses of Capital Funds	Annual Unlinked Trips	Annual Vehicle Revenue Miles	Annual Vehicle Revenue Hours	Average Fleet Age in Years¹	
Bus	1	-	\$85,085	\$0	\$88,192	186	332	42	8.0	
Total	1	-	\$85,085	\$0	\$88,192	186	332	42		
Performance Measures										
		Service Efficiency				Service Effectiveness				
Mode	Operating Expenses per Vehicle Revenue Mile		Operating Expenses per Vehicle Revenue Hour		Mode	Operating Expenses per Unlinked Passenger Trip		Unlinked Trips per Vehicle Revenue Mile		Unlinked Trips per Vehicle Revenue Hour
Bus	\$256.28		\$2,025.83		Bus	\$457.45		0.6		4.4
Total	\$256.28		\$2,025.83		Total	\$457.45		0.6		4.4



Notes:
¹Demand Response - Taxi (DT) and non-dedicated fleets do not report fleet age data.