

Hydaburg Cooperative Association  
2014 Annual Agency Profile

General Information

Federally Recognized Tribal Statistical Areas

510 Hydaburg ANVSA, AK

Service Consumption

1,954 Annual Unlinked Trips (UPT)

Service Supplied

26,579 Annual Vehicle Revenue Miles (VRM)

1,686 Annual Vehicle Revenue Hours (VRH)

Database Information

NTDID: 00279

Reporter Type: Tribal Reporter

Financial Information

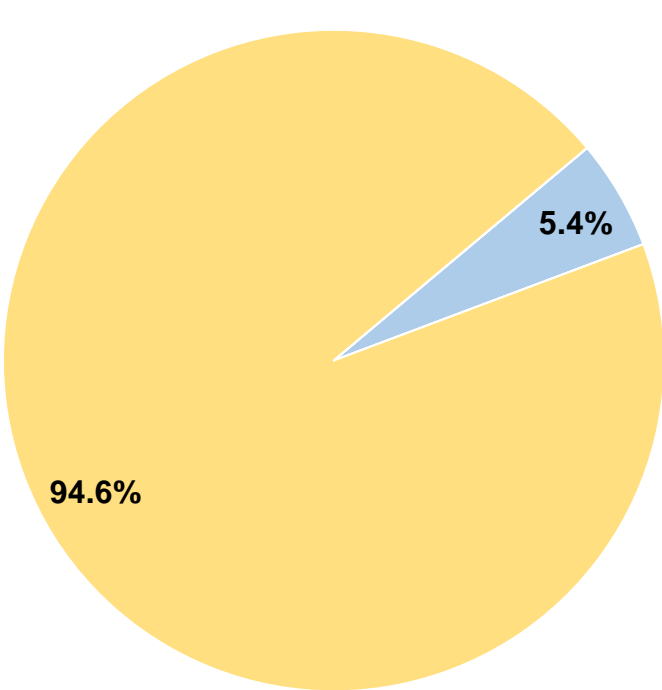
Sources of Operating Funds Expended

Fare Revenues	\$4,410	5.4%
Local Funds	\$0	0.0%
State Funds	\$0	0.0%
Federal Assistance	\$77,403	94.6%
Other Funds	\$0	0.0%
Total Operating Funds Expended	\$81,813	100.0%

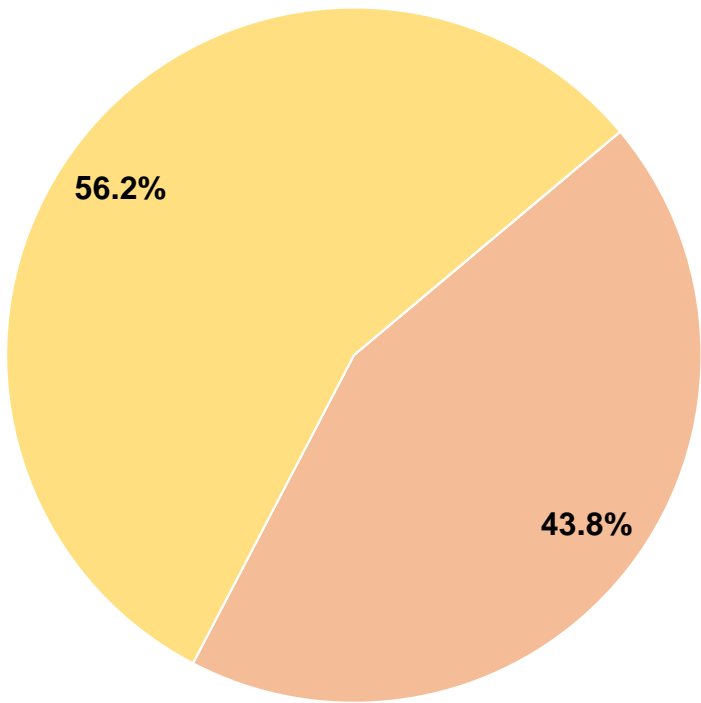
Sources of Capital Funds Expended

Fare Revenues	\$0	0.0%
Local Funds	\$43,207	43.8%
State Funds	\$0	0.0%
Federal Assistance	\$55,500	56.2%
Other Funds	\$0	0.0%
Total Capital Funds Expended	\$98,707	100.0%

Operating Funding Sources



Capital Funding Sources



Modal Characteristics

Operation Characteristics

Vehicles Operated  
at Maximum Service

Mode	Directly Operated	Purchased Transportation	Operating Expenses	Fare Revenues	Uses of Capital Funds	Annual Unlinked Trips	Annual Vehicle Revenue Miles	Annual Vehicle Revenue Hours	Average Fleet Age in Years <sup>1</sup>
Demand Response	2	-	\$81,813	\$4,410	\$98,707	1,954	26,579	1,686	4.0
Total	2	-	\$81,813	\$4,410	\$98,707	1,954	26,579	1,686	


Performance Measures

Service Efficiency

Mode	Operating Expenses per Vehicle Revenue Mile	Operating Expenses per Vehicle Revenue Hour
Demand Response	\$3.08	\$48.52
Total	\$3.08	\$48.52

Service Effectiveness

Mode	Operating Expenses per Unlinked Passenger Trip	Unlinked Trips per Vehicle Revenue Mile	Unlinked Trips per Vehicle Revenue Hour
Demand Response	\$41.87	0.1	1.2
Total	\$41.87	0.1	1.2



Notes:

<sup>1</sup>Demand Response - Taxi (DT) and non-dedicated fleets do not report fleet age data.