

Gulkana Village Council (SET)
2014 Annual Agency Profile

General Information

Federally Recognized Tribal Statistical Areas

502 Gulkana ANVSA, AK

Service Consumption

8,030 Annual Unlinked Trips (UPT)

Service Supplied

173,400 Annual Vehicle Revenue Miles (VRM)

6,275 Annual Vehicle Revenue Hours (VRH)

Database Information

NTDID: 00085

Reporter Type: Tribal Reporter

Financial Information

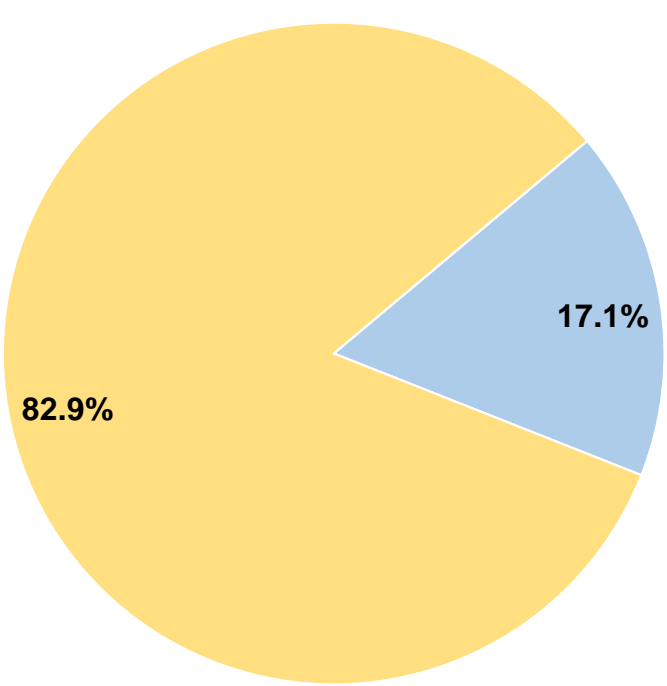
Sources of Operating Funds Expended

Fare Revenues	\$57,996	17.1%
Local Funds	\$0	0.0%
State Funds	\$0	0.0%
Federal Assistance	\$281,022	82.9%
Other Funds	\$0	0.0%
Total Operating Funds Expended	\$339,018	100.0%

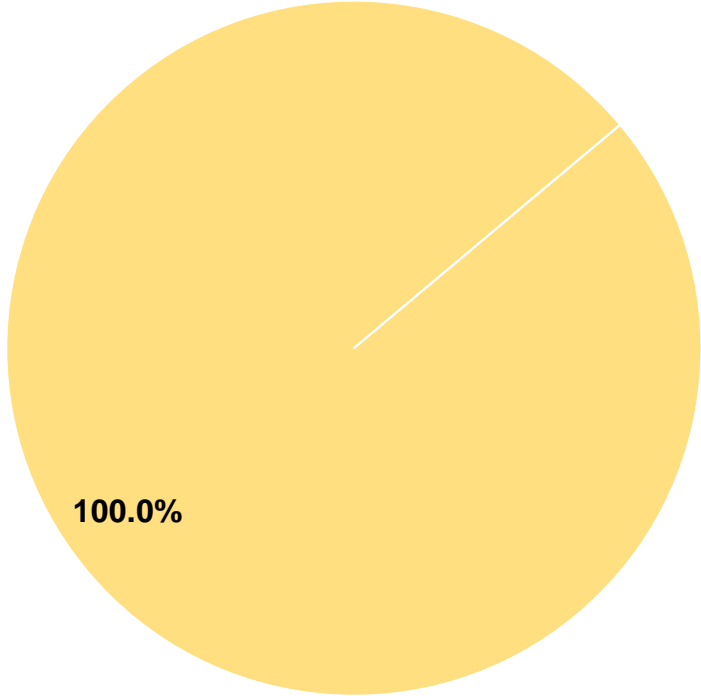
Sources of Capital Funds Expended

Fare Revenues	\$0	0.0%
Local Funds	\$0	0.0%
State Funds	\$0	0.0%
Federal Assistance	\$32,957	100.0%
Other Funds	\$0	0.0%
Total Capital Funds Expended	\$32,957	100.0%

Operating Funding Sources



Capital Funding Sources



Modal Characteristics

Operation Characteristics

Vehicles Operated
at Maximum Service

Mode	Directly Operated	Purchased Transportation	Operating Expenses	Fare Revenues	Uses of Capital Funds	Annual Unlinked Trips	Annual Vehicle Revenue Miles	Annual Vehicle Revenue Hours	Average Fleet Age in Years ¹
Demand Response	2	-	\$42,907	\$754	\$0	216	2,311	71	3.3
Bus	2	-	\$296,111	\$57,242	\$32,957	7,814	171,089	6,204	3.3
Total	4	-	\$339,018	\$57,996	\$32,957	8,030	173,400	6,275	


Performance Measures

Service Efficiency

Mode	Operating Expenses per Vehicle Revenue Mile	Operating Expenses per Vehicle Revenue Hour
Demand Response	\$18.57	\$604.32
Bus	\$1.73	\$47.73
Total	\$1.96	\$54.03

Service Effectiveness

Mode	Operating Expenses per Unlinked Passenger Trip	Unlinked Trips per Vehicle Revenue Mile	Unlinked Trips per Vehicle Revenue Hour
Demand Response	\$198.64	0.1	3.0
Bus	\$37.89	0.0	1.3
Total	\$42.22	0.0	1.3



Notes:

¹Demand Response - Taxi (DT) and non-dedicated fleets do not report fleet age data.