

General Information

Urbanized Area (UZA) Statistics - 2010 Census

Corvallis, OR
21 Square Miles
62,433 Population
436 Pop. Rank out of 498 UZAs

Other UZAs Served

0 Oregon Non-UZA

Service Area Statistics

676 Square Miles
86,591 Population

Service Consumption

90,475 Annual Unlinked Trips (UPT)

Service Supplied

373,500 Annual Vehicle Revenue Miles (VRM)
29,056 Annual Vehicle Revenue Hours (VRH)

Database Information

NTDID: 00065

Reporter Type: Small Systems Reporter

Financial Information

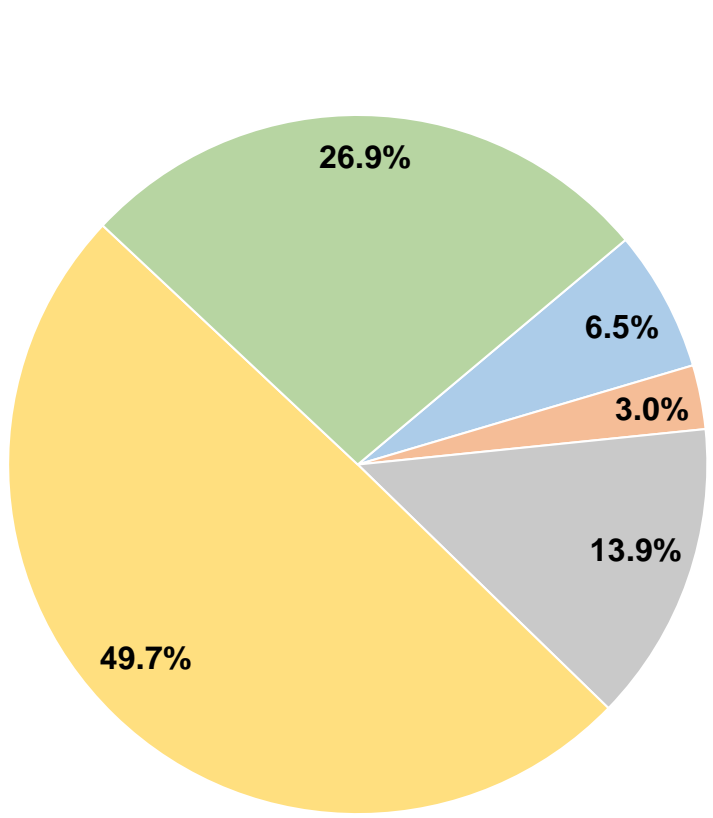
Sources of Operating Funds Expended

Fare Revenues	\$70,114	6.5%
Local Funds	\$31,792	3.0%
State Funds	\$149,128	13.9%
Federal Assistance	\$533,675	49.7%
Other Funds	\$288,819	26.9%
Total Operating Funds Expended	\$1,073,528	100.0%

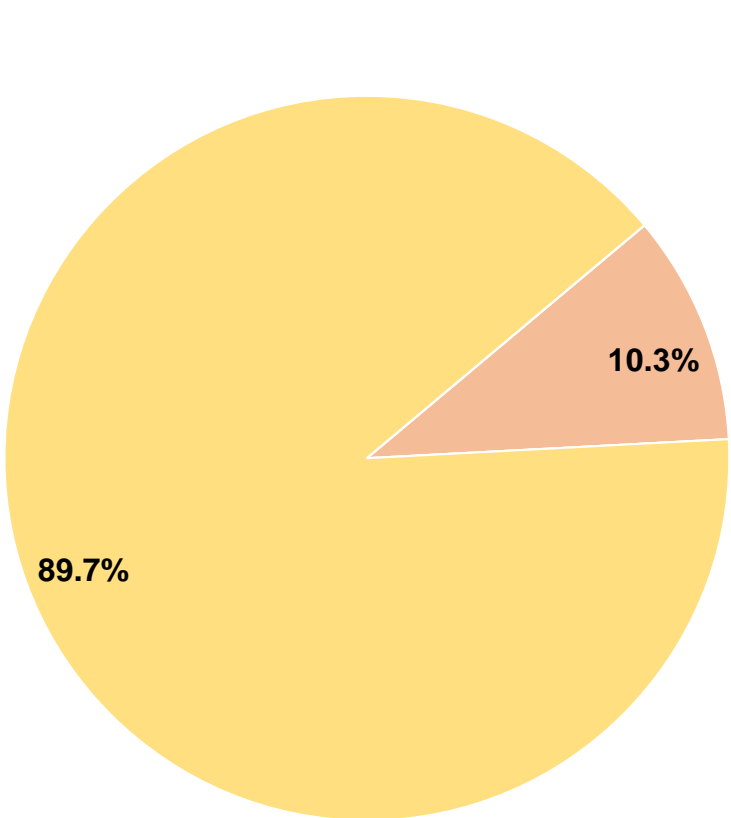
Sources of Capital Funds Expended

Fare Revenues	\$0	0.0%
Local Funds	\$8,402	10.3%
State Funds	\$0	0.0%
Federal Assistance	\$73,390	89.7%
Other Funds	\$0	0.0%
Total Capital Funds Expended	\$81,792	100.0%

Operating Funding Sources



Capital Funding Sources



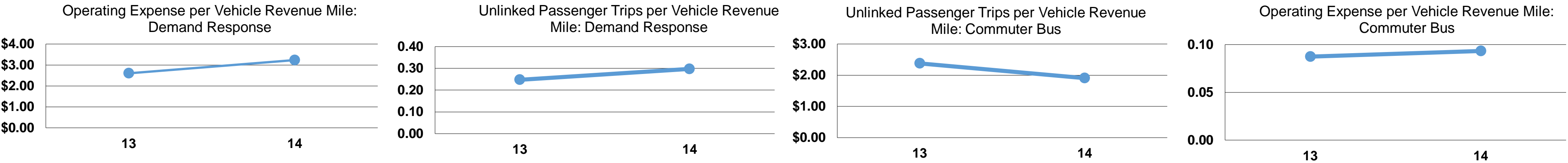
Modal Characteristics

Operation Characteristics

Mode	Vehicles Operated at Maximum Service			Fare Revenues	Uses of Capital Funds	Annual Unlinked Trips	Annual Vehicle Revenue Miles	Annual Vehicle Revenue Hours	Average Fleet Age in Years ¹
	Directly Operated	Purchased Transportation	Operating Expenses						
Commuter Bus	-	4	\$193,019	\$21,623	\$0	9,447	101,243	5,081	6.8
Demand Response	-	14	\$880,509	\$48,491	\$81,792	81,028	272,257	23,975	7.8
Total	-	18	\$1,073,528	\$70,114	\$81,792	90,475	373,500	29,056	

Performance Measures

Mode	Service Efficiency		Service Effectiveness		
	Operating Expenses per Vehicle Revenue Mile	Operating Expenses per Vehicle Revenue Hour	Operating Expenses per Unlinked Passenger Trip	Unlinked Trips per Vehicle Revenue Mile	Unlinked Trips per Vehicle Revenue Hour
Commuter Bus	\$1.91	\$37.99	\$20.43	0.1	1.9
Demand Response	\$3.23	\$36.73	\$10.87	0.3	3.4
Total	\$2.87	\$36.95	\$11.87	0.2	3.1



Notes:

¹Demand Response - Taxi (DT) and non-dedicated fleets do not report fleet age data.

*This agency has a purchased transportation relationship in which they sell service to City of Corvallis (NTDID: 00047), and in which the data are captured in this report for mode DR/PT.