

Municipality of Carolina (GMAC)

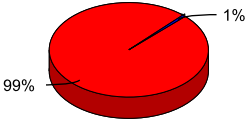
Mayor: Hon. Jose Aponte Dalmau
(787) 757-2626

General Information				Financial Information				Summary Operating Expenses	
Urbanized Area (UZA) Statistics - 2010 Census				Fare Revenues Earned					
San Juan, PR				Sources of Operating Funds Expended				Total Operating Expenses	
Square Miles	867	Annual Unlinked Trips	856,786	Fare Revenues	(0%)		\$0		
Population	2,148,346			Local Funds	(99%)		\$2,325,246		
Population Ranking out of 465 UZAs	21			State Funds	(0%)		\$0		
Other UZAs Served				Federal Assistance	(1%)		\$15,009		
				Other Funds	(0%)		\$0		
				Total Operating Funds Expended			\$2,340,255		
Service Area Statistics				Sources of Capital Funds Expended					
Square Miles	4	Annual Vehicle Revenue Miles	284,891	Local Funds	(0%)		\$0		
Population	176,762	Annual Vehicle Revenue Hours	53,377	State Funds	(0%)		\$0		
		Vehicles Operated in Maximum Service	24	Federal Assistance	(0%)		\$0		
				Other Funds	(0%)		\$0		
				Total Capital Funds Expended			\$0		

Vehicles Operated in Maximum Service and Uses of Capital Funds

Mode	Directly Operated	Purchased ¹ Transportation	Total
Bus	22	0	\$0
Demand Response	2	0	\$0
Total	24	0	\$0

Sources of Operating Funds Expended



Modal Characteristics

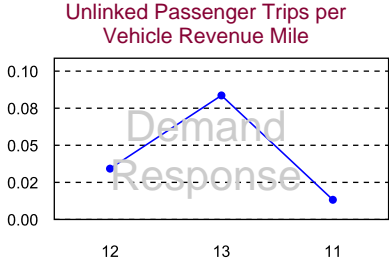
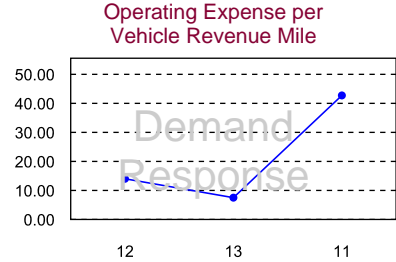
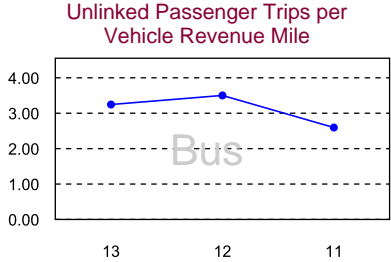
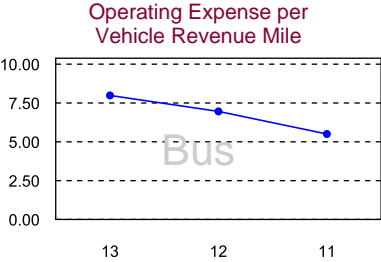
Mode	Operating Expenses ¹	Fare Revenues ¹	Uses of Capital Funds	Annual Vehicle Revenue Miles	Annual Unlinked Trips	Annual Vehicle Revenue Hours	Average Fleet Age in Years	Vehicles Operated in Maximum Service
Bus	\$2,103,780	\$0	\$0	263,399	854,989	48,452	5.4	22
Demand Response	\$161,475	\$0	\$0	21,492	1,797	4,925	6.7	2

Performance Measures

Mode	Operating Expense per Vehicle Revenue Mile	Operating Expense per Vehicle Revenue Hour
Bus	\$7.99	\$43.42
Demand Response	\$7.51	\$32.79

Service Effectiveness

Operating Expense per Unlinked Passenger Trip	Unlinked Passenger Trips per Vehicle Revenue Mile	Unlinked Passenger Trips per Vehicle Revenue Hour
\$2.46	3.25	17.65
\$89.86	0.08	0.36



¹ Excludes data for purchased transportation reported separately