

General Information

Urbanized Area (UZA) Statistics - 2010 Census

Sierra Vista, AZ
30 Square Miles
52,745 Population
480 Pop. Rank out of 498 UZAs

Other UZAs Served

0 Arizona Non-UZA

Service Area Statistics

152 Square Miles
45,166 Population

Service Consumption

171,377 Annual Unlinked Trips (UPT)

Service Supplied

209,221 Annual Vehicle Revenue Miles (VRM)
17,541 Annual Vehicle Revenue Hours (VRH)

Database Information

NTDID: 90239

Reporter Type: Small Systems Reporter

Financial Information

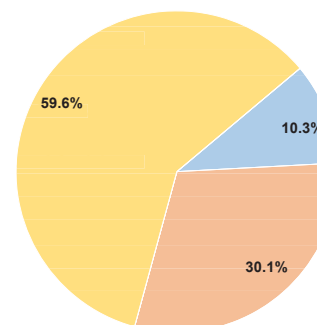
Sources of Operating Funds Expended

Fare Revenues	\$115,997	10.3%
Local Funds	\$340,273	30.1%
State Funds	\$0	0.0%
Federal Assistance	\$674,404	59.6%
Other Funds	\$0	0.0%
Total Operating Funds Expended	\$1,130,674	100.0%

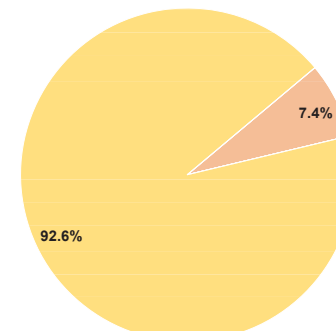
Sources of Capital Funds Expended

Fare Revenues	\$0	0.0%
Local Funds	\$3,644	7.4%
State Funds	\$0	0.0%
Federal Assistance	\$45,788	92.6%
Other Funds	\$0	0.0%
Total Capital Funds Expended	\$49,432	100.0%

Operating Funding Sources



Capital Funding Sources



Modal Characteristics

Operation Characteristics

Vehicles Operated at Maximum Service

Mode	Directly Operated	Purchased Transportation	Operating Expenses	Fare Revenues	Uses of Capital Funds	Annual Unlinked Trips	Annual Vehicle Revenue Miles	Annual Vehicle Revenue Hours	Average Fleet Age in Years ¹
Demand Response	3	-	\$260,055	\$19,598	\$0	9,825	51,200	4,567	4.9
Bus	5	-	\$870,619	\$96,399	\$49,432	161,552	158,021	12,974	4.7
Total	8	-	\$1,130,674	\$115,997	\$49,432	171,377	209,221	17,541	

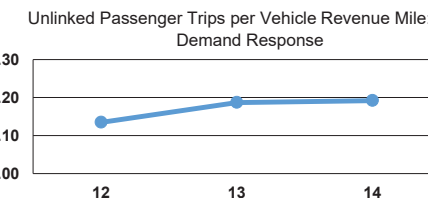
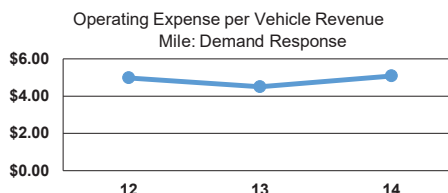
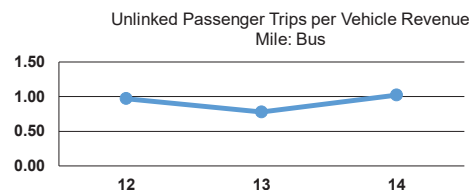
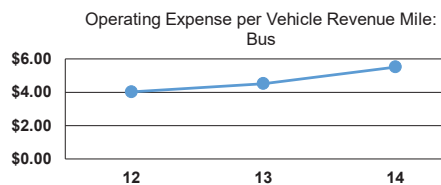
Performance Measures

Service Efficiency

Mode	Operating Expenses per Vehicle Revenue Mile	Operating Expenses per Vehicle Revenue Hour
Demand Response	\$5.08	\$56.94
Bus	\$5.51	\$67.10
Total	\$5.40	\$64.46

Service Effectiveness

Mode	Operating Expenses per Unlinked Passenger Trip	Unlinked Trips per Vehicle Revenue Mile	Unlinked Trips per Vehicle Revenue Hour
Demand Response	\$26.47	0.2	2.2
Bus	\$5.39	1.0	12.5
Total	\$6.60	0.8	9.8



Notes:

¹Demand Response - Taxi (DT) and non-dedicated fleets do not report fleet age data.