

General Information

Urbanized Area (UZA) Statistics - 2010 Census

Madera, CA
22 Square Miles
78,413 Population
362 Pop. Rank out of 498 UZAs

Other UZAs Served

0 California Non-UZA

Service Area Statistics

12 Square Miles
62,514 Population

Service Consumption

180,372 Annual Unlinked Trips (UPT)

Service Supplied

360,887 Annual Vehicle Revenue Miles (VRM)
24,096 Annual Vehicle Revenue Hours (VRH)

Database Information

NTDID: 90199

Reporter Type: Small Systems Reporter

Financial Information

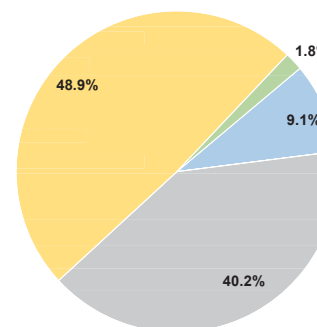
Sources of Operating Funds Expended

Fare Revenues	\$149,180	9.1%
Local Funds	\$0	0.0%
State Funds	\$658,218	40.2%
Federal Assistance	\$801,505	48.9%
Other Funds	\$30,045	1.8%
Total Operating Funds Expended	\$1,638,948	100.0%

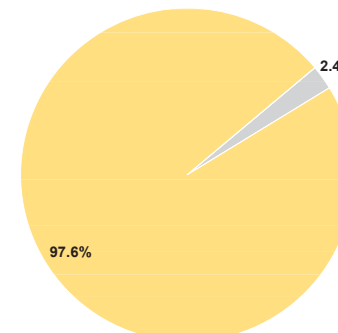
Sources of Capital Funds Expended

Fare Revenues	\$0	0.0%
Local Funds	\$0	0.0%
State Funds	\$14,438	2.4%
Federal Assistance	\$592,623	97.6%
Other Funds	\$0	0.0%
Total Capital Funds Expended	\$607,061	100.0%

Operating Funding Sources



Capital Funding Sources



Modal Characteristics

Operation Characteristics

Vehicles Operated at Maximum Service

Mode	Directly Operated	Purchased Transportation	Operating Expenses	Fare Revenues	Uses of Capital Funds	Annual Unlinked Trips	Annual Vehicle Revenue Miles	Annual Vehicle Revenue Hours	Average Fleet Age in Years ¹
Demand Response	-	7	\$793,120	\$43,830	\$342,189	36,662	182,701	11,536	2.4
Bus	-	6	\$845,828	\$105,350	\$264,872	143,710	178,186	12,560	5.1
Total	-	13	\$1,638,948	\$149,180	\$607,061	180,372	360,887	24,096	

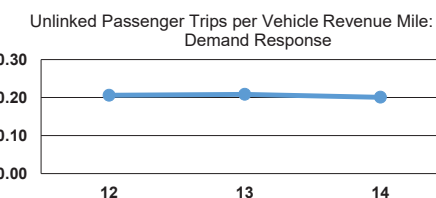
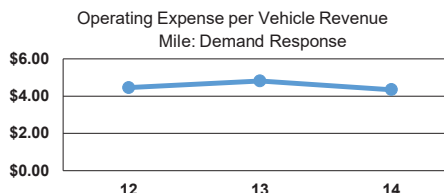
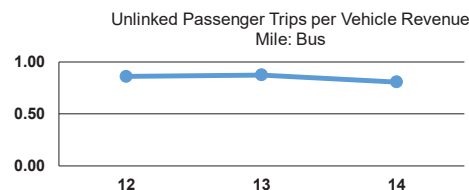
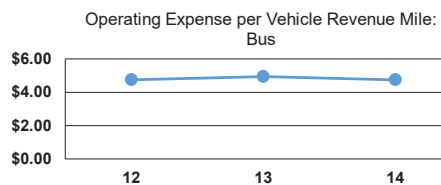
Performance Measures

Service Efficiency

Mode	Operating Expenses per Vehicle Revenue Mile	Operating Expenses per Vehicle Revenue Hour
Demand Response	\$4.34	\$68.75
Bus	\$4.75	\$67.34
Total	\$4.54	\$68.02

Service Effectiveness

Mode	Operating Expenses per Unlinked Passenger Trip	Unlinked Trips per Vehicle Revenue Mile	Unlinked Trips per Vehicle Revenue Hour
Demand Response	\$21.63	0.2	3.2
Bus	\$5.89	0.8	11.4
Total	\$9.09	0.5	7.5



Notes:

¹Demand Response - Taxi (DT) and non-dedicated fleets do not report fleet age data.

*This agency has a purchased transportation relationship in which they buy service from Madera County (NTDID: 91005), and in which the data are captured in this report for mode MB/PT.

*This agency has a purchased transportation relationship in which they buy service from Madera County (NTDID: 91005), and in which the data are captured in this report for mode DR/PT.