

# Municipality of Yauco (STC)

2014 Annual Agency Profile

Mayor: Hon Abel Nazario

787-267-2004

Yauco, PR 00698

## General Information

### Urbanized Area (UZA) Statistics - 2010 Census

Yauco, PR

47 Square Miles

90,899 Population

319 Pop. Rank out of 498 UZAs

### Other UZAs Served

0 Puerto Rico Non-UZA

### Service Area Statistics

62 Square Miles

42,043 Population

### Service Consumption

110,079 Annual Unlinked Trips (UPT)

### Service Supplied

223,670 Annual Vehicle Revenue Miles (VRM)

32,935 Annual Vehicle Revenue Hours (VRH)

### Database Information

NTDID: 40174

Reporter Type: Small Systems Reporter

## Financial Information

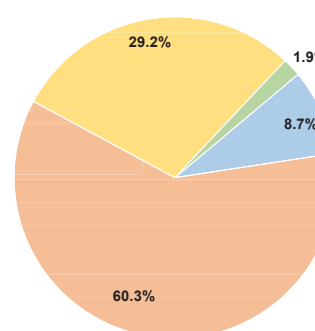
### Sources of Operating Funds Expended

Fare Revenues	\$58,318	8.7%
Local Funds	\$403,979	60.3%
State Funds	\$0	0.0%
Federal Assistance	\$195,356	29.2%
Other Funds	\$12,420	1.9%
<b>Total Operating Funds Expended</b>	<b>\$670,073</b>	<b>100.0%</b>

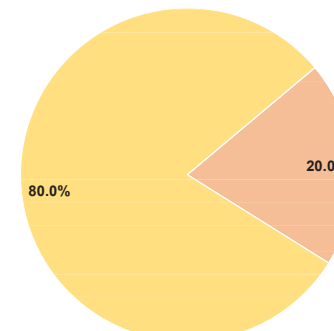
### Sources of Capital Funds Expended

Fare Revenues	\$0	0.0%
Local Funds	\$81,090	20.0%
State Funds	\$0	0.0%
Federal Assistance	\$324,360	80.0%
Other Funds	\$0	0.0%
<b>Total Capital Funds Expended</b>	<b>\$405,450</b>	<b>100.0%</b>

### Operating Funding Sources



### Capital Funding Sources



## Modal Characteristics

### Operation Characteristics

#### Vehicles Operated at Maximum Service

Mode	Directly Operated	Purchased Transportation	Operating Expenses	Fare Revenues	Uses of Capital Funds	Annual Unlinked Trips	Annual Vehicle Revenue Miles	Annual Vehicle Revenue Hours	Average Fleet Age in Years <sup>1</sup>
Demand Response	2	-	\$63,428	\$0	\$0	4,125	38,835	4,050	2.0
Bus	19	-	\$606,645	\$58,318	\$405,450	105,954	184,835	28,885	2.2
<b>Total</b>	<b>21</b>	<b>-</b>	<b>\$670,073</b>	<b>\$58,318</b>	<b>\$405,450</b>	<b>110,079</b>	<b>223,670</b>	<b>32,935</b>	

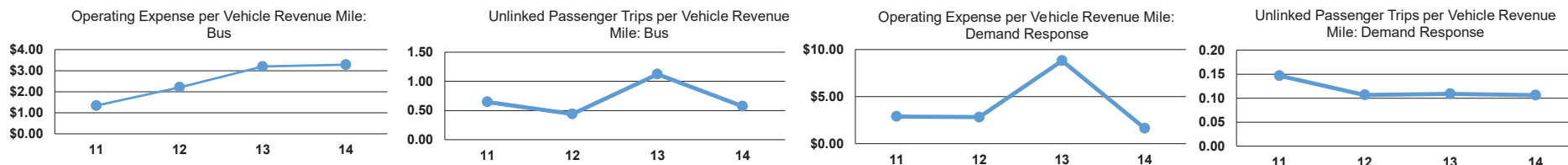
### Performance Measures

#### Service Efficiency

Mode	Operating Expenses per Vehicle Revenue Mile	Operating Expenses per Vehicle Revenue Hour
Demand Response	\$1.63	\$15.66
Bus	\$3.28	\$21.00
<b>Total</b>	<b>\$3.00</b>	<b>\$20.35</b>

#### Service Effectiveness

Mode	Operating Expenses per Unlinked Passenger Trip	Unlinked Trips per Vehicle Revenue Mile	Unlinked Trips per Vehicle Revenue Hour
Demand Response	\$15.38	0.1	1.0
Bus	\$5.73	0.6	3.7
<b>Total</b>	<b>\$6.09</b>	<b>0.5</b>	<b>3.3</b>



#### Notes:

<sup>1</sup>Demand Response - Taxi (DT) and non-dedicated fleets do not report fleet age data.