

Municipality of Juncos (STJ)

2014 Annual Agency Profile

Mayor: Hon Alfredo Alejandro Carrion

787-734-4443

Juncos, PR 00777

General Information

Urbanized Area (UZA) Statistics - 2010 Census

San Juan, PR

867 Square Miles

2,148,346 Population

21 Pop. Rank out of 498 UZAs

Service Area Statistics

27 Square Miles

37,000 Population

Service Consumption

66,752 Annual Unlinked Trips (UPT)

Service Supplied

46,185 Annual Vehicle Revenue Miles (VRM)

7,050 Annual Vehicle Revenue Hours (VRH)

Database Information

NTDID: 40165

Reporter Type: Small Systems Reporter

Financial Information

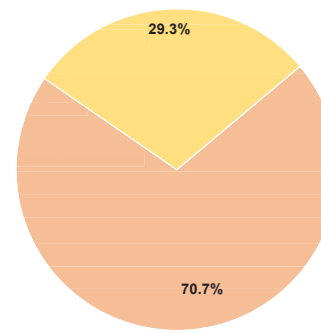
Sources of Operating Funds Expended

Fare Revenues	\$0	0.0%
Local Funds	\$166,184	70.7%
State Funds	\$0	0.0%
Federal Assistance	\$68,850	29.3%
Other Funds	\$0	0.0%
Total Operating Funds Expended	\$235,034	100.0%

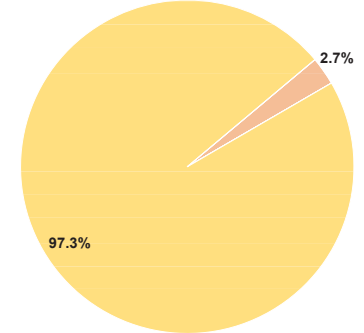
Sources of Capital Funds Expended

Fare Revenues	\$0	0.0%
Local Funds	\$5,324	2.7%
State Funds	\$0	0.0%
Federal Assistance	\$188,901	97.3%
Other Funds	\$0	0.0%
Total Capital Funds Expended	\$194,225	100.0%

Operating Funding Sources



Capital Funding Sources



Modal Characteristics

Operation Characteristics

Vehicles Operated at Maximum Service

Mode	Directly Operated	Purchased Transportation	Operating Expenses	Fare Revenues	Uses of Capital Funds	Annual Unlinked Trips	Annual Vehicle Revenue Miles	Annual Vehicle Revenue Hours	Average Fleet Age in Years ¹
Demand Response	2	-	\$89,606	\$0	\$0	1,034	18,343	1,226	6.0
Bus	5	-	\$145,428	\$0	\$194,225	65,718	27,842	5,824	3.0
Total	7	-	\$235,034	\$0	\$194,225	66,752	46,185	7,050	

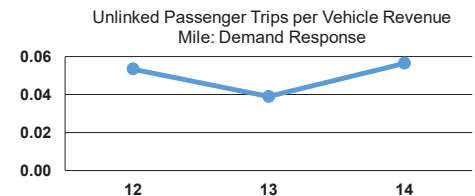
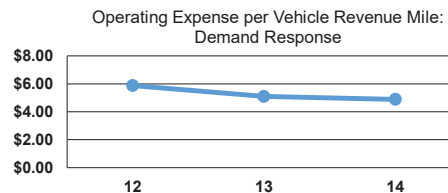
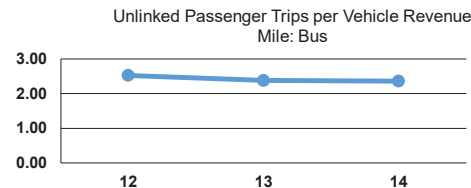
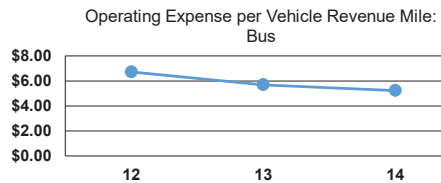
Performance Measures

Service Efficiency

Mode	Operating Expenses per Vehicle Revenue Mile	Operating Expenses per Vehicle Revenue Hour
Demand Response	\$4.89	\$73.09
Bus	\$5.22	\$24.97
Total	\$5.09	\$33.34

Service Effectiveness

Mode	Operating Expenses per Unlinked Passenger Trip	Unlinked Trips per Vehicle Revenue Mile	Unlinked Trips per Vehicle Revenue Hour
Demand Response	\$86.66	0.1	0.8
Bus	\$2.21	2.4	11.3
Total	\$3.52	1.4	9.5



Notes:

¹Demand Response - Taxi (DT) and non-dedicated fleets do not report fleet age data.