

Municipality of Hatillo

2014 Annual Agency Profile

Hatillo, PR 00659

Mayor: Hon Jose Rodriguez

787-820-2037

General Information

Urbanized Area (UZA) Statistics - 2010 Census

Arecibo, PR

84 Square Miles
139,171 Population
232 Pop. Rank out of 498 UZAs

Service Area Statistics

42 Square Miles
39,000 Population

Service Consumption

21,380 Annual Unlinked Trips (UPT)

Service Supplied

35,176 Annual Vehicle Revenue Miles (VRM)
7,180 Annual Vehicle Revenue Hours (VRH)

Database Information

NTDID: 40151

Reporter Type: Small Systems Reporter

Financial Information

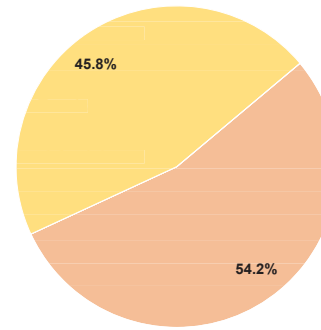
Sources of Operating Funds Expended

Fare Revenues	\$0	0.0%
Local Funds	\$125,349	54.2%
State Funds	\$0	0.0%
Federal Assistance	\$105,816	45.8%
Other Funds	\$0	0.0%
Total Operating Funds Expended	\$231,165	100.0%

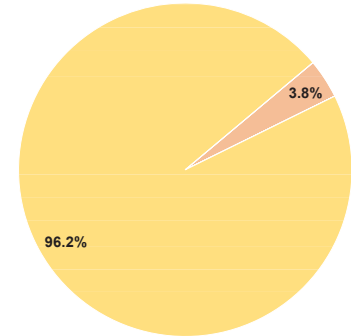
Sources of Capital Funds Expended

Fare Revenues	\$0	0.0%
Local Funds	\$4,567	3.8%
State Funds	\$0	0.0%
Federal Assistance	\$114,733	96.2%
Other Funds	\$0	0.0%
Total Capital Funds Expended	\$119,300	100.0%

Operating Funding Sources



Capital Funding Sources



Modal Characteristics

Operation Characteristics

Vehicles Operated at Maximum Service

Mode	Directly Operated	Purchased Transportation	Operating Expenses	Fare Revenues	Uses of Capital Funds	Annual Unlinked Trips	Annual Vehicle Revenue Miles	Annual Vehicle Revenue Hours	Average Fleet Age in Years ¹
Demand Response	2	-	\$101,707	\$0	\$0	2,420	14,738	3,340	8.3
Bus	3	-	\$129,458	\$0	\$119,300	18,960	20,438	3,840	7.3
Total	5	-	\$231,165	\$0	\$119,300	21,380	35,176	7,180	

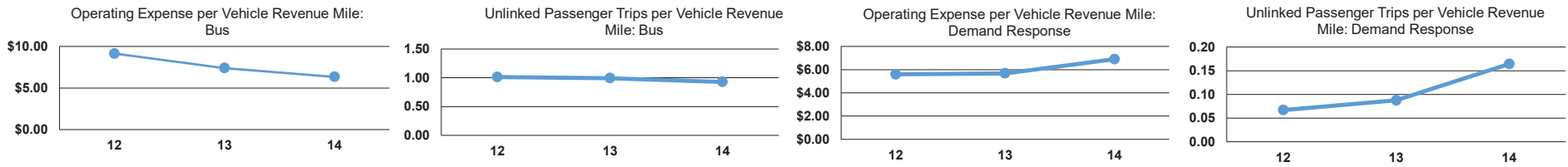
Performance Measures

Service Efficiency

Mode	Operating Expenses per Vehicle Revenue Mile	Operating Expenses per Vehicle Revenue Hour
Demand Response	\$6.90	\$30.45
Bus	\$6.33	\$33.71
Total	\$6.57	\$32.20

Service Effectiveness

Mode	Operating Expenses per Unlinked Passenger Trip	Unlinked Trips per Vehicle Revenue Mile	Unlinked Trips per Vehicle Revenue Hour
Demand Response	\$42.03	0.2	0.7
Bus	\$6.83	0.9	4.9
Total	\$10.81	0.6	3.0



Notes:

¹Demand Response - Taxi (DT) and non-dedicated fleets do not report fleet age data.