

Municipality of Manati (DCDH)

2014 Annual Agency Profile

General Information

Urbanized Area (UZA) Statistics - 2010 Census

San Juan, PR

867 Square Miles

2,148,346 Population

21 Pop. Rank out of 498 UZAs

Service Area Statistics

30 Square Miles

17,833 Population

Service Consumption

58,615 Annual Unlinked Trips (UPT)

Service Supplied

30,250 Annual Vehicle Revenue Miles (VRM)

5,837 Annual Vehicle Revenue Hours (VRH)

Database Information

NTDID: 40145

Reporter Type: Small Systems Reporter

Financial Information

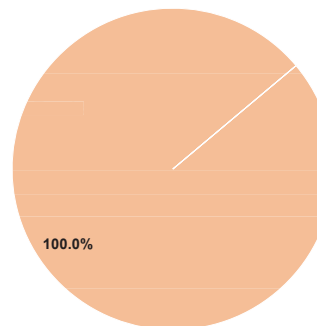
Sources of Operating Funds Expended

Fare Revenues	\$0	0.0%
Local Funds	\$225,114	100.0%
State Funds	\$0	0.0%
Federal Assistance	\$0	0.0%
Other Funds	\$0	0.0%
Total Operating Funds Expended	\$225,114	100.0%

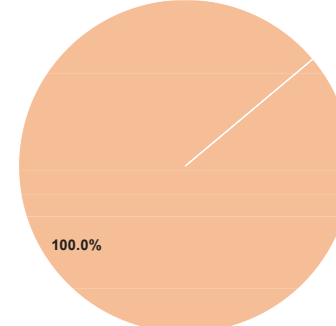
Sources of Capital Funds Expended

Fare Revenues	\$0	0.0%
Local Funds	\$5,150	100.0%
State Funds	\$0	0.0%
Federal Assistance	\$0	0.0%
Other Funds	\$0	0.0%
Total Capital Funds Expended	\$5,150	100.0%

Operating Funding Sources



Capital Funding Sources



Modal Characteristics

Operation Characteristics

Vehicles Operated at Maximum Service

Mode	Directly Operated	Purchased Transportation	Operating Expenses	Fare Revenues	Uses of Capital Funds	Annual Unlinked Trips	Annual Vehicle Revenue Miles	Annual Vehicle Revenue Hours	Average Fleet Age in Years ¹
Demand Response	3	-	\$93,201	\$0	\$0	5,996	18,442	3,370	4.0
Bus	2	-	\$131,913	\$0	\$5,150	52,619	11,808	2,467	12.7
Total	5	-	\$225,114	\$0	\$5,150	58,615	30,250	5,837	

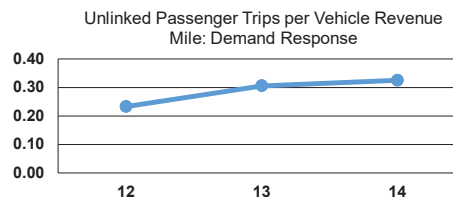
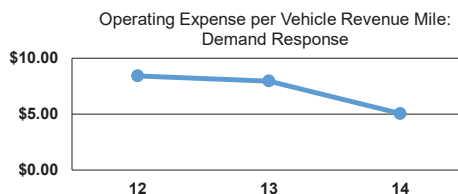
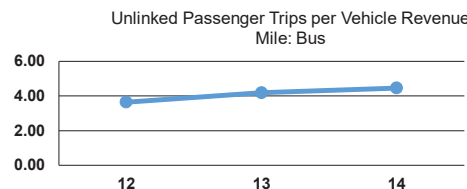
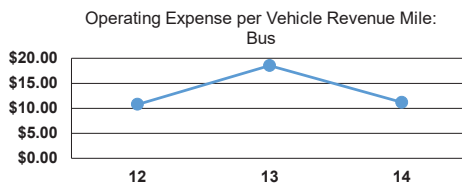
Performance Measures

Service Efficiency

Mode	Operating Expenses per Vehicle Revenue Mile	Operating Expenses per Vehicle Revenue Hour
Demand Response	\$5.05	\$27.66
Bus	\$11.17	\$53.47
Total	\$7.44	\$38.57

Service Effectiveness

Mode	Operating Expenses per Unlinked Passenger Trip	Unlinked Trips per Vehicle Revenue Mile	Unlinked Trips per Vehicle Revenue Hour
Demand Response	\$15.54	0.3	1.8
Bus	\$2.51	4.5	21.3
Total	\$3.84	1.9	10.0



Notes:

¹Demand Response - Taxi (DT) and non-dedicated fleets do not report fleet age data.