

Davidson County Transportation (DCTS)

2014 Annual Agency Profile

Director: Mr. Rex Buck
336-242-2008

General Information

Urbanized Area (UZA) Statistics - 2010 Census

High Point, NC
113 Square Miles
166,485 Population
202 Pop. Rank out of 498 UZAs

Other UZAs Served

0 North Carolina Non-UZA; 95 Winston-Salem, NC

Service Area Statistics

567 Square Miles
163,770 Population

Service Consumption

217,727 Annual Unlinked Trips (UPT)

Service Supplied

487,774 Annual Vehicle Revenue Miles (VRM)
26,416 Annual Vehicle Revenue Hours (VRH)

Database Information

NTDID: 40131

Reporter Type: Small Systems Reporter

Financial Information

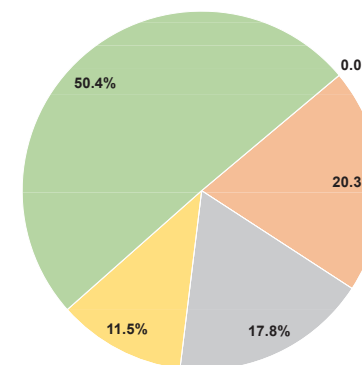
Sources of Operating Funds Expended

Fare Revenues	\$87	0.0%
Local Funds	\$302,313	20.3%
State Funds	\$264,617	17.8%
Federal Assistance	\$171,952	11.5%
Other Funds	\$751,518	50.4%
Total Operating Funds Expended	\$1,490,487	100.0%

Sources of Capital Funds Expended

Fare Revenues	\$0
Local Funds	\$0
State Funds	\$0
Federal Assistance	\$0
Other Funds	\$0
Total Capital Funds Expended	\$0

Operating Funding Sources



Modal Characteristics

Operation Characteristics

Vehicles Operated at Maximum Service

Mode	Directly Operated	Purchased Transportation	Operating Expenses	Fare Revenues	Uses of Capital Funds	Annual Unlinked Trips	Annual Vehicle Revenue Miles	Annual Vehicle Revenue Hours	Average Fleet Age in Years ¹
Demand Response	3	12	\$916,172	\$87	\$0	81,329	302,523	16,681	4.5
Bus	5	-	\$574,315	\$0	\$0	136,398	185,251	9,735	5.7
Total	8	12	\$1,490,487	\$87	\$0	217,727	487,774	26,416	

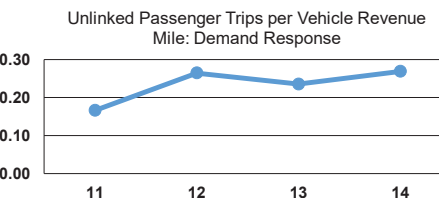
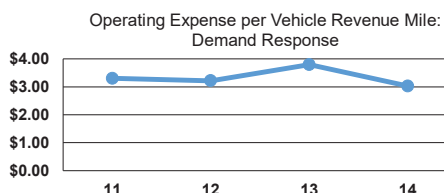
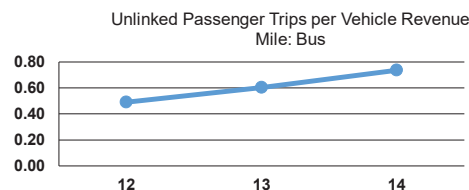
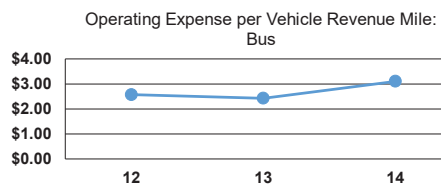
Performance Measures

Service Efficiency

Mode	Operating Expenses per Vehicle Revenue Mile	Operating Expenses per Vehicle Revenue Hour
Demand Response	\$3.03	\$54.92
Bus	\$3.10	\$58.99
Total	\$3.06	\$56.42

Service Effectiveness

Mode	Operating Expenses per Unlinked Passenger Trip	Unlinked Trips per Vehicle Revenue Mile	Unlinked Trips per Vehicle Revenue Hour
Demand Response	\$11.27	0.3	4.9
Bus	\$4.21	0.7	14.0
Total	\$6.85	0.4	8.2



Notes:

¹Demand Response - Taxi (DT) and non-dedicated fleets do not report fleet age data.