

Central Shenandoah Planning District Commission

2014 Annual Agency Profile

Executive Director: Ms. Bonnie Riedesel

540-885-5174

General Information

Urbanized Area (UZA) Statistics - 2010 Census

Staunton-Waynesboro, VA
38 Square Miles
56,611 Population
461 Pop. Rank out of 498 UZAs

Service Area Statistics

38 Square Miles
56,611 Population

Service Consumption

71,911 Annual Unlinked Trips (UPT)

Service Supplied

120,421 Annual Vehicle Revenue Miles (VRM)
8,870 Annual Vehicle Revenue Hours (VRH)

Database Information

NTDID: 30989

Reporter Type: Small Systems Reporter

Financial Information

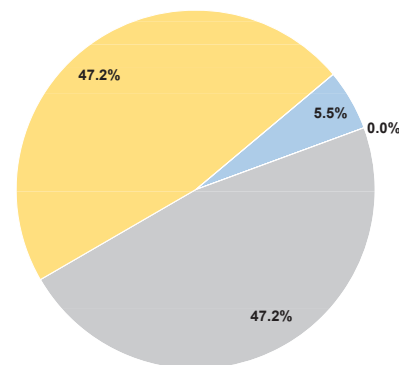
Sources of Operating Funds Expended

Fare Revenues	\$27,853	5.5%
Local Funds	\$2	0.0%
State Funds	\$239,119	47.2%
Federal Assistance	\$239,122	47.2%
Other Funds	\$0	0.0%
Total Operating Funds Expended	\$506,096	100.0%

Sources of Capital Funds Expended

Fare Revenues	\$0
Local Funds	\$0
State Funds	\$0
Federal Assistance	\$0
Other Funds	\$0
Total Capital Funds Expended	\$0

Operating Funding Sources



Modal Characteristics

Operation Characteristics

Vehicles Operated at Maximum Service

Mode	Directly Operated	Purchased Transportation	Operating Expenses	Fare Revenues	Uses of Capital Funds	Annual Unlinked Trips	Annual Vehicle Revenue Miles	Annual Vehicle Revenue Hours	Average Fleet Age in Years ¹
Demand Response	-	1	\$63,244	\$1,667	\$0	1,384	15,598	1,069	4.0
Bus	-	7	\$442,852	\$26,186	\$0	70,527	104,823	7,801	3.6
Total	-	8	\$506,096	\$27,853	\$0	71,911	120,421	8,870	

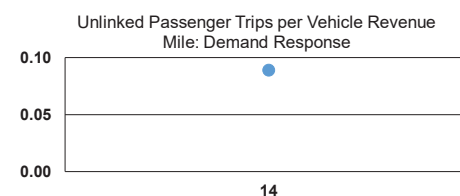

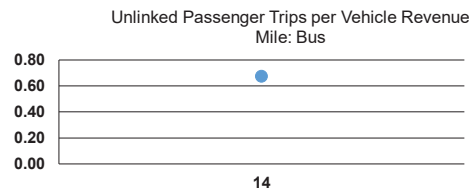

Performance Measures

Service Efficiency

Mode	Operating Expenses per Vehicle Revenue Mile	Operating Expenses per Vehicle Revenue Hour
Demand Response	\$4.05	\$59.16
Bus	\$4.22	\$56.77
Total	\$4.20	\$57.06

Service Effectiveness

Mode	Operating Expenses per Unlinked Passenger Trip	Unlinked Trips per Vehicle Revenue Mile	Unlinked Trips per Vehicle Revenue Hour
Demand Response	\$45.70	0.1	1.3
Bus	\$6.28	0.7	9.0
Total	\$7.04	0.6	8.1



¹Demand Response - Taxi (DT) and non-dedicated fleets do not report fleet age data.

*This agency has a purchased transportation relationship in which they buy service from VRT-Staunton Region (NTDID: 30125), and in which the data are captured in this report for mode MB/PT.

*This agency has a purchased transportation relationship in which they buy service from VRT-Staunton Region (NTDID: 30125), and in which the data are captured in this report for mode DR/PT.