

Municipality of Hormigueros

2014 Annual Agency Profile

General Information

Urbanized Area (UZA) Statistics - 2010 Census

Mayaguez, PR

54 Square Miles

109,572 Population

284 Pop. Rank out of 498 UZAs

Other UZAs Served

0 Puerto Rico Non-UZA

Service Area Statistics

29 Square Miles

17,250 Population

Service Consumption

58,744 Annual Unlinked Trips (UPT)

Service Supplied

42,310 Annual Vehicle Revenue Miles (VRM)

4,848 Annual Vehicle Revenue Hours (VRH)

Database Information

NTDID: 40121

Reporter Type: Small Systems Reporter

Financial Information

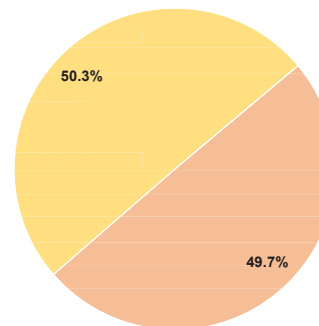
Sources of Operating Funds Expended

Fare Revenues	\$0	0.0%
Local Funds	\$72,336	49.7%
State Funds	\$0	0.0%
Federal Assistance	\$73,108	50.3%
Other Funds	\$0	0.0%
Total Operating Funds Expended	\$145,444	100.0%

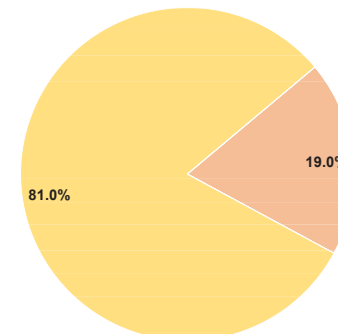
Sources of Capital Funds Expended

Fare Revenues	\$0	0.0%
Local Funds	\$943	19.0%
State Funds	\$0	0.0%
Federal Assistance	\$4,024	81.0%
Other Funds	\$0	0.0%
Total Capital Funds Expended	\$4,967	100.0%

Operating Funding Sources



Capital Funding Sources



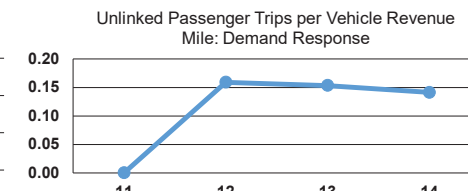
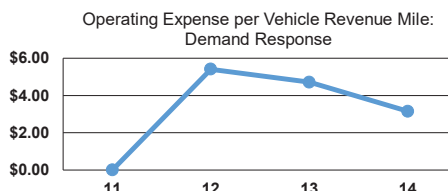
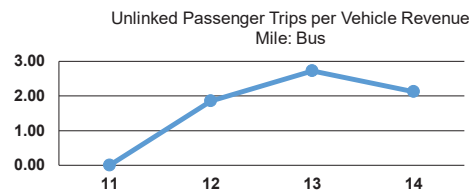
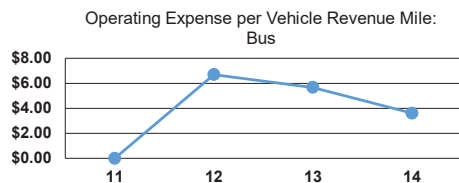
Modal Characteristics

Operation Characteristics

Mode	Vehicles Operated at Maximum Service			Fare Revenues	Uses of Capital Funds	Annual Unlinked Trips	Annual Vehicle Revenue Miles	Annual Vehicle Revenue Hours	Average Fleet Age in Years ¹
	Directly Operated	Purchased Transportation	Operating Expenses						
Demand Response	3	-	\$49,612	\$0	\$1,689	2,221	15,743	1,368	13.0
Bus	2	-	\$95,832	\$0	\$3,278	56,523	26,567	3,480	4.0
Total	5	-	\$145,444	\$0	\$4,967	58,744	42,310	4,848	

Performance Measures

Mode	Service Efficiency		Service Effectiveness		
	Operating Expenses per Vehicle Revenue Mile	Operating Expenses per Vehicle Revenue Hour	Operating Expenses per Unlinked Passenger Trip	Unlinked Trips per Vehicle Revenue Mile	Unlinked Trips per Vehicle Revenue Hour
Demand Response	\$3.15	\$36.27	\$22.34	0.1	1.6
Bus	\$3.61	\$27.54	\$1.70	2.1	16.2
Total	\$3.44	\$30.00	\$2.48	1.4	12.1



Notes:

¹Demand Response - Taxi (DT) and non-dedicated fleets do not report fleet age data.