

Bristol Virginia Transit (BVT)

2014 Annual Agency Profile

City Manager: Mrs Tabitha Crowder
276-645-7333

General Information

Urbanized Area (UZA) Statistics - 2010 Census

Bristol-Bristol, TN-VA
64 Square Miles
69,501 Population
397 Pop. Rank out of 498 UZAs

Service Area Statistics

13 Square Miles
17,835 Population

Service Consumption

84,462 Annual Unlinked Trips (UPT)

Service Supplied

101,457 Annual Vehicle Revenue Miles (VRM)
8,676 Annual Vehicle Revenue Hours (VRH)

Database Information

NTDID: 30053

Reporter Type: Small Systems Reporter

Financial Information

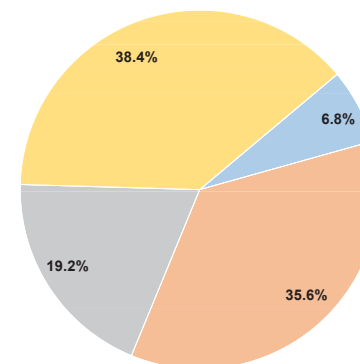
Sources of Operating Funds Expended

Fare Revenues	\$33,251	6.8%
Local Funds	\$174,795	35.6%
State Funds	\$94,600	19.2%
Federal Assistance	\$188,898	38.4%
Other Funds	\$0	0.0%
Total Operating Funds Expended	\$491,544	100.0%

Sources of Capital Funds Expended

Fare Revenues	\$0
Local Funds	\$0
State Funds	\$0
Federal Assistance	\$0
Other Funds	\$0
Total Capital Funds Expended	\$0

Operating Funding Sources



Modal Characteristics

Operation Characteristics

Vehicles Operated at Maximum Service

Mode	Directly Operated	Purchased Transportation	Operating Expenses	Fare Revenues	Uses of Capital Funds	Annual Unlinked Trips	Annual Vehicle Revenue Miles	Annual Vehicle Revenue Hours	Average Fleet Age in Years ¹
Demand Response	1	-	\$58,654	\$2,278	\$0	1,631	8,976	1,423	9.0
Bus	3	-	\$432,890	\$30,973	\$0	82,831	92,481	7,253	3.3
Total	4	-	\$491,544	\$33,251	\$0	84,462	101,457	8,676	

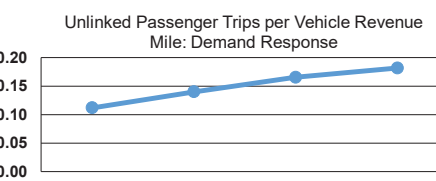
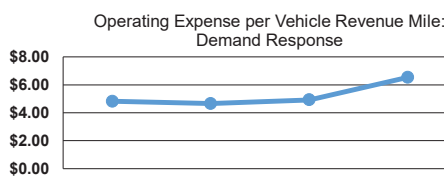
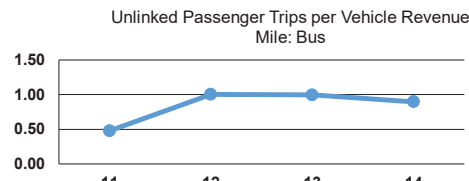
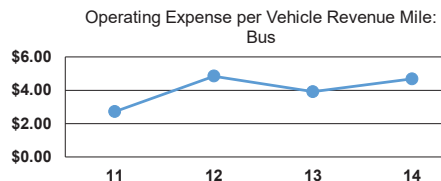
Performance Measures

Service Efficiency

Mode	Operating Expenses per Vehicle Revenue Mile	Operating Expenses per Vehicle Revenue Hour
Demand Response	\$6.53	\$41.22
Bus	\$4.68	\$59.68
Total	\$4.84	\$56.66

Service Effectiveness

Mode	Operating Expenses per Unlinked Passenger Trip	Unlinked Trips per Vehicle Revenue Mile	Unlinked Trips per Vehicle Revenue Hour
Demand Response	\$35.96	0.2	1.1
Bus	\$5.23	0.9	11.4
Total	\$5.82	0.8	9.7



Notes:

¹Demand Response - Taxi (DT) and non-dedicated fleets do not report fleet age data.