

General Information

Urbanized Area (UZA) Statistics - 2010 Census

Casper, WY

30 Square Miles

64,548 Population

424 Pop. Rank out of 498 UZAs

Other UZAs Served

0 Wyoming Non-UZA

Service Area Statistics

93 Square Miles

57,561 Population

Service Consumption

217,936 Annual Unlinked Trips (UPT)

Service Supplied

514,623 Annual Vehicle Revenue Miles (VRM)

43,454 Annual Vehicle Revenue Hours (VRH)

Database Information

NTDID: 80013

Reporter Type: Small Systems Reporter

Financial Information

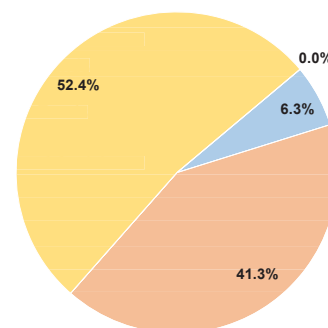
Sources of Operating Funds Expended

Fare Revenues	\$125,090	6.3%
Local Funds	\$822,848	41.3%
State Funds	\$0	0.0%
Federal Assistance	\$1,043,177	52.4%
Other Funds	\$1	0.0%
Total Operating Funds Expended	\$1,991,116	100.0%

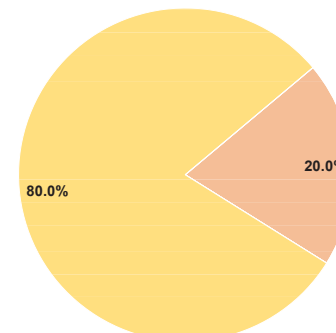
Sources of Capital Funds Expended

Fare Revenues	\$0	0.0%
Local Funds	\$13,919	20.0%
State Funds	\$0	0.0%
Federal Assistance	\$55,676	80.0%
Other Funds	\$0	0.0%
Total Capital Funds Expended	\$69,595	100.0%

Operating Funding Sources



Capital Funding Sources



Modal Characteristics

Operation Characteristics

Vehicles Operated at Maximum Service

Mode	Directly Operated	Purchased Transportation	Operating Expenses	Fare Revenues	Uses of Capital Funds	Annual Unlinked Trips	Annual Vehicle Revenue Miles	Annual Vehicle Revenue Hours	Average Fleet Age in Years ¹
Demand Response	-	7	\$958,523	\$63,768	\$69,595	52,202	215,582	18,833	4.8
Bus	-	7	\$1,032,593	\$61,322	\$0	165,734	299,041	24,621	5.2
Total	-	14	\$1,991,116	\$125,090	\$69,595	217,936	514,623	43,454	

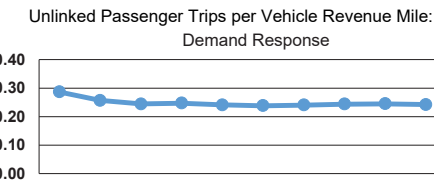
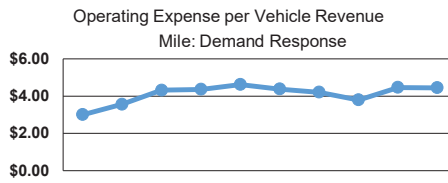
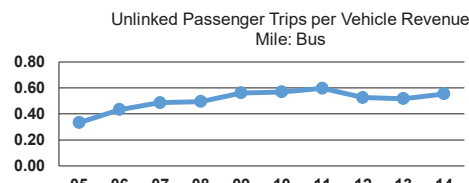
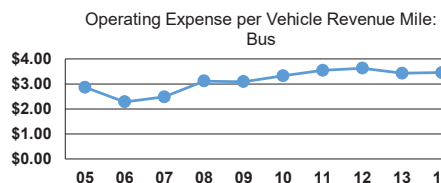
Performance Measures

Service Efficiency

Mode	Operating Expenses per Vehicle Revenue Mile	Operating Expenses per Vehicle Revenue Hour
Demand Response	\$4.45	\$50.90
Bus	\$3.45	\$41.94
Total	\$3.87	\$45.82

Service Effectiveness

Mode	Operating Expenses per Unlinked Passenger Trip	Unlinked Trips per Vehicle Revenue Mile	Unlinked Trips per Vehicle Revenue Hour
Demand Response	\$18.36	0.2	2.8
Bus	\$6.23	0.6	6.7
Total	\$9.14	0.4	5.0



Notes:

¹Demand Response - Taxi (DT) and non-dedicated fleets do not report fleet age data.