

Sedgwick County Transportation - Dept. on Aging (SCT)

2014 Annual Agency Profile

Director ML, Mobility & Housing: Mr. Craig Perbeck
(316) 660-5158

General Information

Urbanized Area (UZA) Statistics - 2010 Census

Wichita, KS

215 **Square Miles**
472,870 **Population**
83 **Pop. Rank out of 498 UZAs**

Other UZAs Served

0 Kansas Non-UZA

Service Area Statistics

1,008 **Square Miles**
498,365 **Population**

Service Consumption

21,702 **Annual Unlinked Trips (UPT)**

Service Supplied

293,527 **Annual Vehicle Revenue Miles (VRM)**
8,452 **Annual Vehicle Revenue Hours (VRH)**

Database Information

NTDID: 70054

Reporter Type: Small Systems Reporter

Financial Information

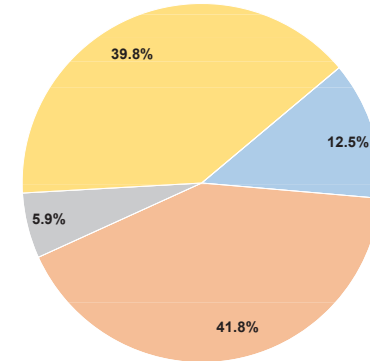
Sources of Operating Funds Expended

Fare Revenues	\$65,100	12.5%
Local Funds	\$218,305	41.8%
State Funds	\$30,795	5.9%
Federal Assistance	\$207,538	39.8%
Other Funds	\$0	0.0%
Total Operating Funds Expended	\$521,738	100.0%

Sources of Capital Funds Expended

Fare Revenues	\$0
Local Funds	\$0
State Funds	\$0
Federal Assistance	\$0
Other Funds	\$0
Total Capital Funds Expended	\$0

Operating Funding Sources



Modal Characteristics

Operation Characteristics

Vehicles Operated at Maximum Service

Mode	Directly Operated	Purchased Transportation	Operating Expenses	Fare Revenues	Uses of Capital Funds	Annual Unlinked Trips	Annual Vehicle Revenue Miles	Annual Vehicle Revenue Hours	Average Fleet Age in Years ¹
Demand Response	3	15	\$452,871	\$54,897	\$0	18,300	253,540	7,398	4.3
Demand Response - Taxi	-	12	\$68,867	\$10,203	\$0	3,402	39,987	1,054	
Total	3	27	\$521,738	\$65,100	\$0	21,702	293,527	8,452	

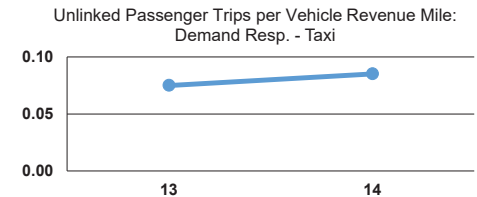
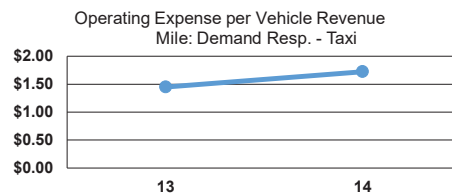
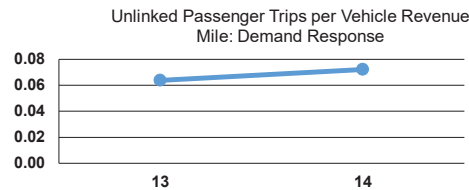
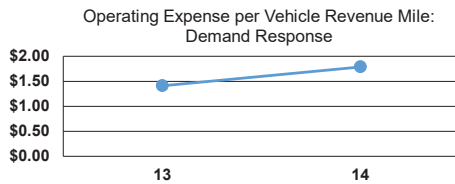
Performance Measures

Service Efficiency

Mode	Operating Expenses per Vehicle Revenue Mile	Operating Expenses per Vehicle Revenue Hour
Demand Response	\$1.79	\$61.22
Demand Response - Taxi	\$1.72	\$65.34
Total	\$1.78	\$61.73

Service Effectiveness

Mode	Operating Expenses per Unlinked Passenger Trip	Unlinked Trips per Vehicle Revenue Mile	Unlinked Trips per Vehicle Revenue Hour
Demand Response	\$24.75	0.1	2.5
Demand Response - Taxi	\$20.24	0.1	3.2
Total	\$24.04	0.1	2.6



Notes:

¹Demand Response - Taxi (DT) and non-dedicated fleets do not report fleet age data.