

Hub City Transit (HCT)

2014 Annual Agency Profile

General Information

Urbanized Area (UZA) Statistics - 2010 Census

Hattiesburg, MS
69 Square Miles
80,358 Population
357 Pop. Rank out of 498 UZAs

Service Area Statistics

43 Square Miles
51,084 Population

Service Consumption

99,806 Annual Unlinked Trips (UPT)

Service Supplied

227,852 Annual Vehicle Revenue Miles (VRM)
16,932 Annual Vehicle Revenue Hours (VRH)

Database Information

NTDID: 40060

Reporter Type: Small Systems Reporter

Financial Information

Sources of Operating Funds Expended

Fare Revenues	\$40,830	3.3%
Local Funds	\$427,405	34.2%
State Funds	\$0	0.0%
Federal Assistance	\$777,281	62.2%
Other Funds	\$3,145	0.3%

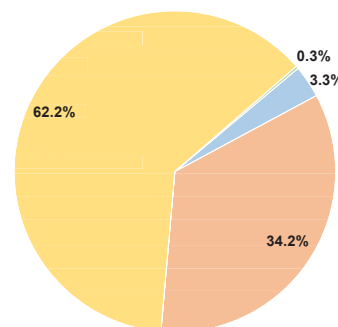
Total Operating Funds Expended \$1,248,661

Sources of Capital Funds Expended

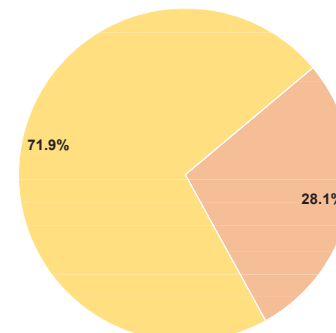
Fare Revenues	\$0	0.0%
Local Funds	\$67,432	28.1%
State Funds	\$0	0.0%
Federal Assistance	\$172,466	71.9%
Other Funds	\$0	0.0%

Total Capital Funds Expended \$239,898

Operating Funding Sources



Capital Funding Sources



Modal Characteristics

Operation Characteristics

Vehicles Operated at Maximum Service

Mode	Directly Operated	Purchased Transportation	Operating Expenses	Fare Revenues	Uses of Capital Funds	Annual Unlinked Trips	Annual Vehicle Revenue Miles	Annual Vehicle Revenue Hours	Average Fleet Age in Years ¹
Demand Response	3	-	\$337,698	\$0	\$65,857	9,047	62,550	5,976	2.2
Bus	4	-	\$910,963	\$40,830	\$174,041	90,759	165,302	10,956	5.1
Total	7	-	\$1,248,661	\$40,830	\$239,898	99,806	227,852	16,932	

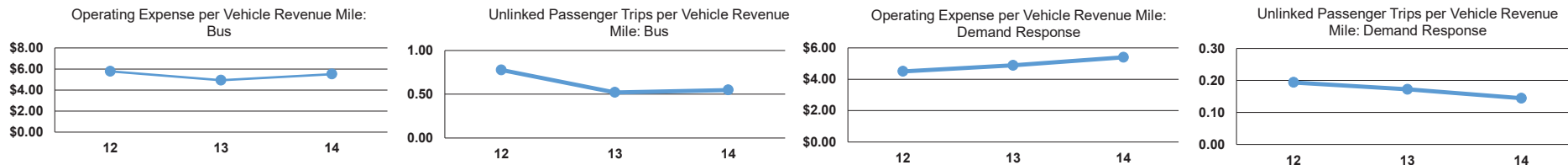
Performance Measures

Service Efficiency

Mode	Operating Expenses per Vehicle Revenue Mile	Operating Expenses per Vehicle Revenue Hour
Demand Response	\$5.40	\$56.51
Bus	\$5.51	\$83.15
Total	\$5.48	\$73.75

Service Effectiveness

Mode	Operating Expenses per Unlinked Passenger Trip	Unlinked Trips per Vehicle Revenue Mile	Unlinked Trips per Vehicle Revenue Hour
Demand Response	\$37.33	0.1	1.5
Bus	\$10.04	0.5	8.3
Total	\$12.51	0.4	5.9



Notes:

¹Demand Response - Taxi (DT) and non-dedicated fleets do not report fleet age data.