

Gadsden Transportation Services - City of Gadsden (GTS)

2014 Annual Agency Profile

Mayor: Mr. Sherman Guyton
256-549-4646

General Information

Urbanized Area (UZA) Statistics - 2010 Census

Gadsden, AL
72 Square Miles
64,172 Population
426 Pop. Rank out of 498 UZAs

Service Area Statistics

37 Square Miles
52,729 Population

Service Consumption

121,292 Annual Unlinked Trips (UPT)

Service Supplied

355,566 Annual Vehicle Revenue Miles (VRM)
25,633 Annual Vehicle Revenue Hours (VRH)

Database Information

NTDID: 40049

Reporter Type: Small Systems Reporter

Financial Information

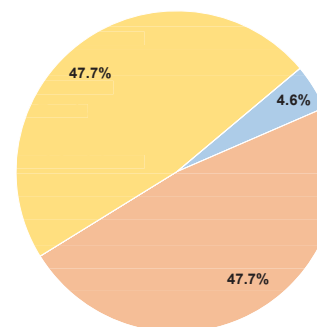
Sources of Operating Funds Expended

Fare Revenues	\$39,826	4.6%
Local Funds	\$412,600	47.7%
State Funds	\$0	0.0%
Federal Assistance	\$412,600	47.7%
Other Funds	\$0	0.0%
Total Operating Funds Expended	\$865,026	100.0%

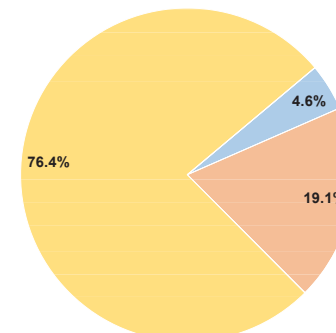
Sources of Capital Funds Expended

Fare Revenues	\$28,673	4.6%
Local Funds	\$120,215	19.1%
State Funds	\$0	0.0%
Federal Assistance	\$480,861	76.4%
Other Funds	\$0	0.0%
Total Capital Funds Expended	\$629,749	100.0%

Operating Funding Sources



Capital Funding Sources



Modal Characteristics

Operation Characteristics

Vehicles Operated at Maximum Service

Mode	Directly Operated	Purchased Transportation	Operating Expenses	Fare Revenues	Uses of Capital Funds	Annual Unlinked Trips	Annual Vehicle Revenue Miles	Annual Vehicle Revenue Hours	Average Fleet Age in Years ¹
Demand Response	10	-	\$479,301	\$42,883	\$328,612	36,028	193,056	12,817	3.3
Bus	9	-	\$385,725	\$25,616	\$301,137	85,264	162,510	12,816	5.8
Total	19	-	\$865,026	\$68,499	\$629,749	121,292	355,566	25,633	

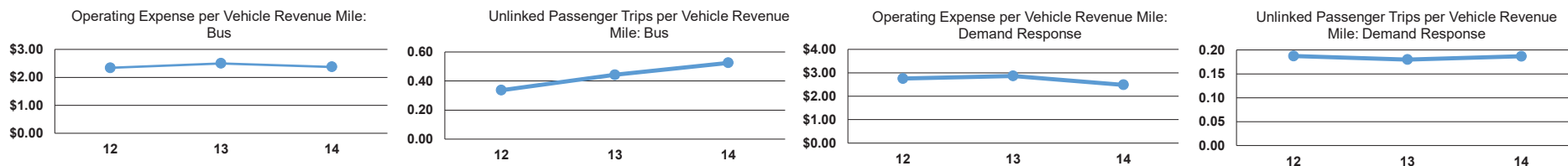
Performance Measures

Service Efficiency

Mode	Operating Expenses per Vehicle Revenue Mile	Operating Expenses per Vehicle Revenue Hour
Demand Response	\$2.48	\$37.40
Bus	\$2.37	\$30.10
Total	\$2.43	\$33.75

Service Effectiveness

Mode	Operating Expenses per Unlinked Passenger Trip	Unlinked Trips per Vehicle Revenue Mile	Unlinked Trips per Vehicle Revenue Hour
Demand Response	\$13.30	0.2	2.8
Bus	\$4.52	0.5	6.7
Total	\$7.13	0.3	4.7



Notes:

¹Demand Response - Taxi (DT) and non-dedicated fleets do not report fleet age data.