

Henderson Area Rapid Transit (HART)

2014 Annual Agency Profile

City Manager: Mr. Russell Sights
270-831-1200

General Information

Urbanized Area (UZA) Statistics - 2010 Census

Evansville, IN-KY
119 Square Miles
229,351 Population
159 Pop. Rank out of 498 UZAs

Service Area Statistics

16 Square Miles
27,000 Population

Service Consumption

148,986 Annual Unlinked Trips (UPT)

Service Supplied

210,975 Annual Vehicle Revenue Miles (VRM)
15,954 Annual Vehicle Revenue Hours (VRH)

Database Information

NTDID: 50107

Reporter Type: Small Systems Reporter

Financial Information

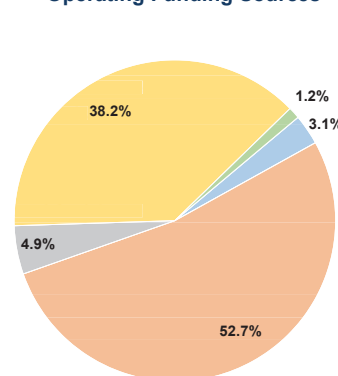
Sources of Operating Funds Expended

Fare Revenues	\$38,636	3.1%
Local Funds	\$666,036	52.7%
State Funds	\$61,644	4.9%
Federal Assistance	\$483,267	38.2%
Other Funds	\$14,827	1.2%
Total Operating Funds Expended	\$1,264,410	100.0%

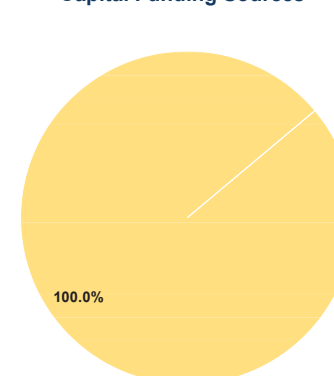
Sources of Capital Funds Expended

Fare Revenues	\$0	0.0%
Local Funds	\$0	0.0%
State Funds	\$0	0.0%
Federal Assistance	\$73,795	100.0%
Other Funds	\$0	0.0%
Total Capital Funds Expended	\$73,795	100.0%

Operating Funding Sources



Capital Funding Sources



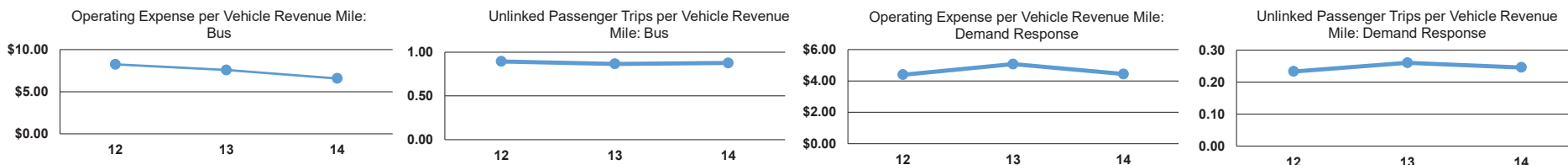
Modal Characteristics

Operation Characteristics

Mode	Vehicles Operated at Maximum Service			Fare Revenues	Uses of Capital Funds	Annual Unlinked Trips	Annual Vehicle Revenue Miles	Annual Vehicle Revenue Hours	Average Fleet Age in Years ¹
	Directly Operated	Purchased Transportation	Operating Expenses						
Demand Response	3	-	\$252,882	\$7,727	\$53,095	14,020	56,993	5,720	2.3
Bus	3	-	\$1,011,528	\$30,909	\$20,700	134,966	153,982	10,234	3.9
Total	6	-	\$1,264,410	\$38,636	\$73,795	148,986	210,975	15,954	

Performance Measures

Mode	Service Efficiency		Service Effectiveness		
	Operating Expenses per Vehicle Revenue Mile	Operating Expenses per Vehicle Revenue Hour	Operating Expenses per Unlinked Passenger Trip	Unlinked Trips per Vehicle Revenue Mile	Unlinked Trips per Vehicle Revenue Hour
Demand Response	\$4.44	\$44.21	\$18.04	0.2	2.5
Bus	\$6.57	\$98.84	\$7.49	0.9	13.2
Total	\$5.99	\$79.25	\$8.49	0.7	9.3



Notes:

¹Demand Response - Taxi (DT) and non-dedicated fleets do not report fleet age data.