

Richland County Transit (RCT)

2014 Annual Agency Profile

Fiscal Officer: Ms. Kathy Adams

419-774-6396

General Information

Urbanized Area (UZA) Statistics - 2010 Census

Mansfield, OH

50 Square Miles

75,250 Population

372 Pop. Rank out of 498 UZAs

Other UZAs Served

0 Ohio Non-UZA

Service Area Statistics

39 Square Miles

66,787 Population

Service Consumption

280,239 Annual Unlinked Trips (UPT)

Service Supplied

389,932 Annual Vehicle Revenue Miles (VRM)

29,023 Annual Vehicle Revenue Hours (VRH)

Database Information

NTDID: 50090

Reporter Type: Small Systems Reporter

Financial Information

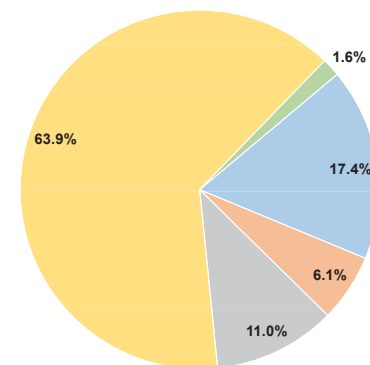
Sources of Operating Funds Expended

Fare Revenues	\$319,489	17.4%
Local Funds	\$112,462	6.1%
State Funds	\$203,223	11.0%
Federal Assistance	\$1,175,161	63.9%
Other Funds	\$30,042	1.6%
Total Operating Funds Expended	\$1,840,377	100.0%

Sources of Capital Funds Expended

Fare Revenues	\$0
Local Funds	\$0
State Funds	\$0
Federal Assistance	\$0
Other Funds	\$0
Total Capital Funds Expended	\$0

Operating Funding Sources



Modal Characteristics

Operation Characteristics

Vehicles Operated at Maximum Service

Mode	Directly Operated	Purchased Transportation	Operating Expenses	Fare Revenues	Uses of Capital Funds	Annual Unlinked Trips	Annual Vehicle Revenue Miles	Annual Vehicle Revenue Hours	Average Fleet Age in Years ¹
Demand Response	-	5	\$514,397	\$97,389	\$0	18,362	100,963	8,559	6.2
Bus	-	9	\$1,325,980	\$222,100	\$0	261,877	288,969	20,464	5.5
Total	-	14	\$1,840,377	\$319,489	\$0	280,239	389,932	29,023	

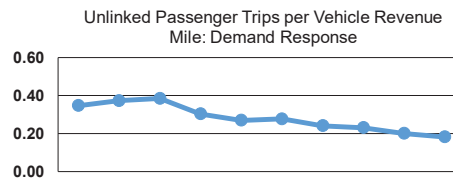
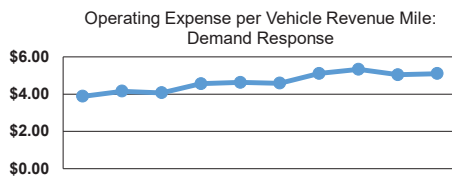
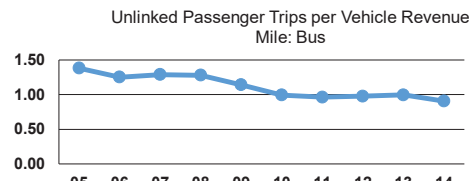
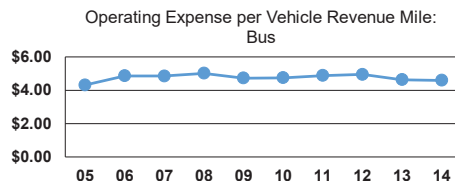
Performance Measures

Service Efficiency

Mode	Operating Expenses per Vehicle Revenue Mile	Operating Expenses per Vehicle Revenue Hour
Demand Response	\$5.09	\$60.10
Bus	\$4.59	\$64.80
Total	\$4.72	\$63.41

Service Effectiveness

Mode	Operating Expenses per Unlinked Passenger Trip	Unlinked Trips per Vehicle Revenue Mile	Unlinked Trips per Vehicle Revenue Hour
Demand Response	\$28.01	0.2	2.1
Bus	\$5.06	0.9	12.8
Total	\$6.57	0.7	9.7



Notes:

¹Demand Response - Taxi (DT) and non-dedicated fleets do not report fleet age data.