

San Marcos Urban Transit District (CARTS)

2014 Annual Agency Profile

General Manager: Mr. Dave Marsh
512-505-5678

General Information

Urbanized Area (UZA) Statistics - 2010 Census

San Marcos, TX
27 Square Miles
52,826 Population
479 Pop. Rank out of 498 UZAs

Service Area Statistics

27 Square Miles
52,826 Population

Service Consumption

144,940 Annual Unlinked Trips (UPT)

Service Supplied

291,834 Annual Vehicle Revenue Miles (VRM)
22,069 Annual Vehicle Revenue Hours (VRH)

Database Information

NTDID: 60131

Reporter Type: Small Systems Reporter

Financial Information

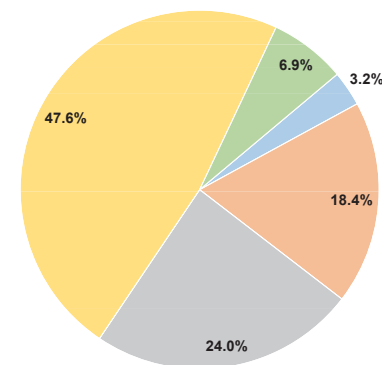
Sources of Operating Funds Expended

Fare Revenues	\$47,150	3.2%
Local Funds	\$272,937	18.4%
State Funds	\$356,440	24.0%
Federal Assistance	\$706,851	47.6%
Other Funds	\$102,259	6.9%
Total Operating Funds Expended	\$1,485,637	100.0%

Sources of Capital Funds Expended

Fare Revenues	\$0
Local Funds	\$0
State Funds	\$0
Federal Assistance	\$0
Other Funds	\$0
Total Capital Funds Expended	\$0

Operating Funding Sources



Modal Characteristics

Operation Characteristics

Vehicles Operated at Maximum Service

Mode	Directly Operated	Purchased Transportation	Operating Expenses	Fare Revenues	Uses of Capital Funds	Annual Unlinked Trips	Annual Vehicle Revenue Miles	Annual Vehicle Revenue Hours	Average Fleet Age in Years ¹
Demand Response	4	-	\$449,179	\$15,088	\$0	16,050	65,775	6,771	4.6
Bus	9	-	\$1,036,458	\$32,062	\$0	128,890	226,059	15,298	5.7
Total	13	-	\$1,485,637	\$47,150	\$0	144,940	291,834	22,069	

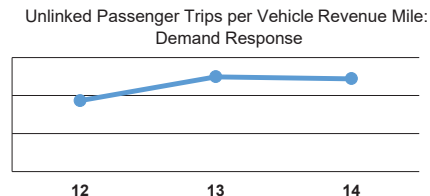
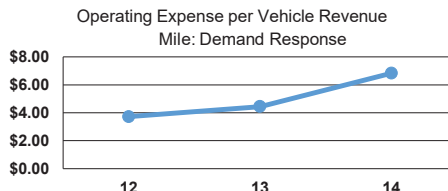
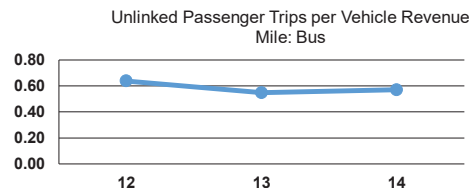
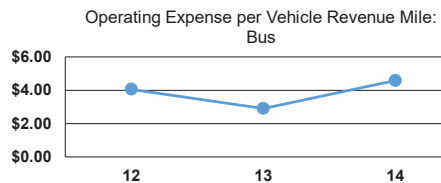
Performance Measures

Service Efficiency

Mode	Operating Expenses per Vehicle Revenue Mile	Operating Expenses per Vehicle Revenue Hour
Demand Response	\$6.83	\$66.34
Bus	\$4.58	\$67.75
Total	\$5.09	\$67.32

Service Effectiveness

Mode	Operating Expenses per Unlinked Passenger Trip	Unlinked Trips per Vehicle Revenue Mile	Unlinked Trips per Vehicle Revenue Hour
Demand Response	\$27.99	0.2	2.4
Bus	\$8.04	0.6	8.4
Total	\$10.25	0.5	6.6



Notes:

¹Demand Response - Taxi (DT) and non-dedicated fleets do not report fleet age data.