

Rio Metro Regional Transit District (RMRTD)

2014 Annual Agency Profile

General Information

Urbanized Area Statistics - 2010 Census

Albuquerque, NM
251 Square Miles
741,318 Population
56 Pop. Rank out of 498 UZAs
Other UZAs Served
433 Los Lunas, NM; 326 Santa Fe, NM; 0 New Mexico Non-UZA

Service Consumption

49,448,277 Annual Passenger Miles (PMT)
1,252,304 Annual Unlinked Trips (UPT)
4,262 Average Weekday Unlinked Trips^a
1,675 Average Saturday Unlinked Trips^a
1,155 Average Sunday Unlinked Trips^a

Database Information

NTDID: 60111
Reporter Type: Full Reporter

Service Area Statistics

915 Square Miles
929,543 Population

Service Supplied

2,160,911 Annual Vehicle Revenue Miles (VRM)
83,309 Annual Vehicle Revenue Hours (VRH)
89 Vehicles Operated in Maximum Service (VOMS)
109 Vehicles Available for Maximum Service (VAMS)

Modal Characteristics

Modal Overview

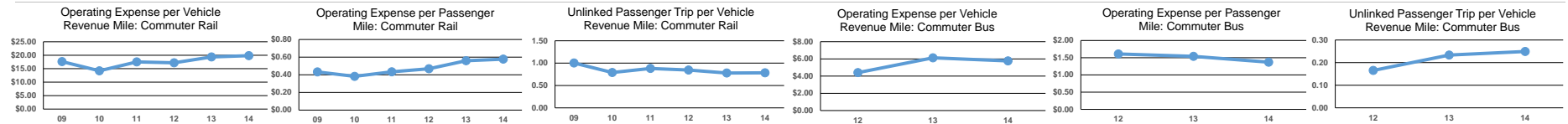
Modal Overview	Vehicles Operated in Maximum Service		Uses of Capital Funds				
	Directly Operated	Purchased Transportation	Revenue Vehicles	Systems and Guideways	Facilities and Stations	Other	Total
Mode							
Commuter Bus	1	5	\$0	\$0	\$0	\$0	\$0
Commuter Rail	-	25	\$0	\$2,557,002	\$0	\$25,743	\$2,582,745
Demand Response	20	-	\$0	\$0	\$0	\$0	\$0
Demand Response - Taxi	-	36	\$0	\$0	\$0	\$0	\$0
Bus	2	-	\$0	\$0	\$0	\$0	\$0
Total	23	66	\$0	\$2,557,002	\$0	\$25,743	\$2,582,745

Operation Characteristics

Mode	Operating Expenses	Fare Revenues	Uses of Capital Funds	Annual Passenger Miles	Annual Unlinked Trips	Annual Vehicle Revenue Miles	Annual Vehicle Revenue Hours	Fixed Guideway Directional Route Miles	Vehicles Available for Maximum Service	Vehicles Operated in Maximum Service	Percent Spare Vehicles	Average Fleet Age in Years ¹
Commuter Bus	\$1,634,449	\$34,959	\$0	1,192,662	70,625	283,462	12,449	0.0	8	6	25.0%	3.4
Commuter Rail	\$27,443,315	\$2,841,371	\$2,582,745	47,553,331	1,083,496	1,383,665	36,498	193.1	31	25	19.4%	7.8
Demand Response	\$2,586,924	\$51,066	\$0	559,864	68,531	363,321	28,619	0.0	30	20	33.3%	3.0
Demand Response - Taxi	\$422,941	\$0	\$0	108,032	19,584	108,032	3,958	0.0	36	36	0.0%	0.0
Bus	\$163,428	\$1,915	\$0	34,388	10,068	22,431	1,785	0.0	4	2	50.0%	2.5
Total	\$32,251,057	\$2,929,311	\$2,582,745	49,448,277	1,252,304	2,160,911	83,309	193.1	109	89	18.3%	

Performance Measures

Service Efficiency				Service Effectiveness			
Mode	Operating Expenses per Vehicle Revenue Mile	Operating Expenses per Vehicle Revenue Hour	Mode	Operating Expenses per Passenger Mile	Operating Expenses per Unlinked Passenger Trip	Unlinked Trips per Vehicle Revenue Mile	Unlinked Trips per Vehicle Revenue Hour
Commuter Bus	\$5.77	\$131.29	Commuter Bus	\$1.37	\$23.14	0.2	5.7
Commuter Rail	\$19.83	\$751.91	Commuter Rail	\$0.58	\$25.33	0.8	29.7
Demand Response	\$7.12	\$90.39	Demand Response	\$4.62	\$37.75	0.2	2.4
Demand Response - Taxi	\$3.92	\$106.86	Demand Response - Taxi	\$3.92	\$21.60	0.2	4.9
Bus	\$7.29	\$91.56	Bus	\$4.75	\$16.23	0.4	5.6
Total	\$14.92	\$387.13	Total	\$0.65	\$25.75	0.6	15.0



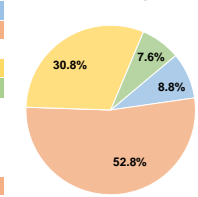
Notes: ^aAverage Unlinked Trips not available for Demand Response Taxi.
¹Demand Response - Taxi (DT) and non-dedicated fleets do not report fleet age data.
Financial Information updated 7/12/2016

Financial Information

Sources of Operating Funds Expended

Fare Revenues	\$2,929,311	8.8%
Local Funds	\$17,528,222	52.8%
State Funds	\$0	0.0%
Federal Assistance	\$10,219,495	30.8%
Other Funds	\$2,510,787	7.6%
Total Operating Funds Expended	\$33,187,815	100.0%

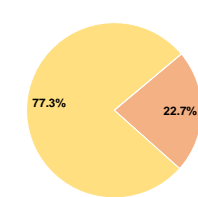
Operating Funding Sources



Sources of Capital Funds Expended

Fare Revenues	\$0	0.0%
Local Funds	\$586,475	22.7%
State Funds	\$0	0.0%
Federal Assistance	\$1,996,270	77.3%
Other Funds	\$0	0.0%
Total Capital Funds Expended	\$2,582,745	100.0%

Capital Funding Sources



Summary of Operating Expenses (OE)

Salary, Wages, Benefits	\$4,155,997	12.9%
Materials and Supplies	\$3,830,961	11.9%
Purchased Transportation	\$19,082,719	59.2%
Other Operating Expenses	\$5,181,380	16.1%
Total Operating Expenses	\$32,251,057	100.0%
Reconciling OE Cash Expenditures	\$936,758	
Purchased Transportation (Reported Separately)	\$0	