

Municipality of Lares
2014 Annual Agency Profile

Lares, PR 00669

Mayor: Mr. Roberto Pagin
787-897-2300

General Information

Urbanized Area (UZA) Statistics - 2010 Census

Aguadilla-Isabela-San Sebastian, PR
239 Square Miles
306,196 Population
124 Pop. Rank out of 498 UZAs

Service Area Statistics

62 Square Miles
30,753 Population

Service Consumption

45,707 Annual Unlinked Trips (UPT)

Service Supplied

59,956 Annual Vehicle Revenue Miles (VRM)
9,193 Annual Vehicle Revenue Hours (VRH)

Database Information

NTDID: 40197
Reporter Type: Small Systems Reporter

Financial Information

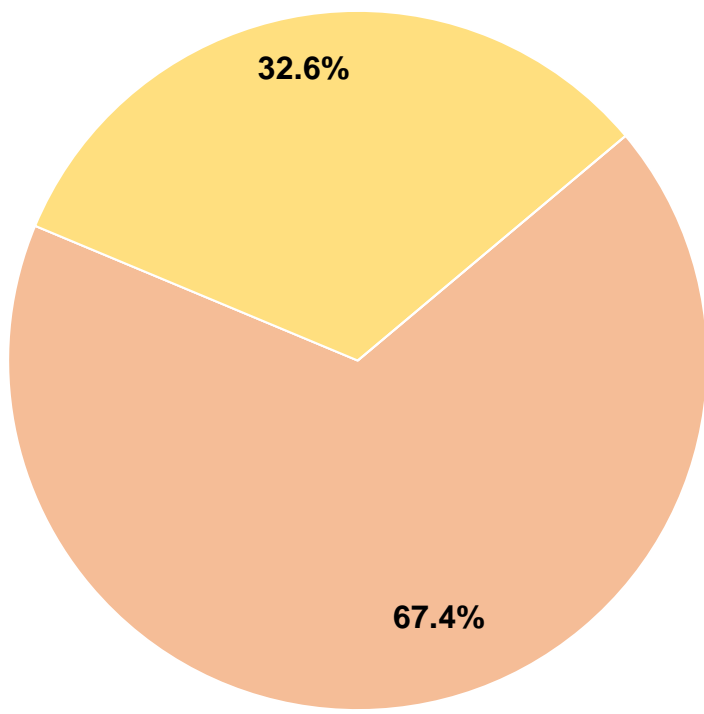
Sources of Operating Funds Expended

Fare Revenues	\$0	0.0%
Local Funds	\$159,007	67.4%
State Funds	\$0	0.0%
Federal Assistance	\$76,884	32.6%
Other Funds	\$0	0.0%
Total Operating Funds Expended	\$235,891	100.0%

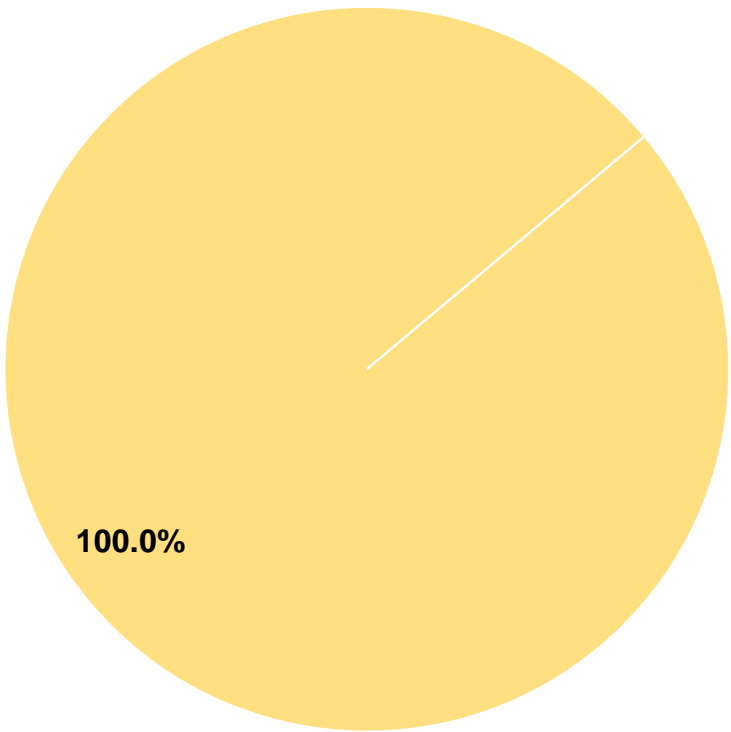
Sources of Capital Funds Expended

Fare Revenues	\$0	0.0%
Local Funds	\$0	0.0%
State Funds	\$0	0.0%
Federal Assistance	\$252,958	100.0%
Other Funds	\$0	0.0%
Total Capital Funds Expended	\$252,958	100.0%

Operating Funding Sources



Capital Funding Sources



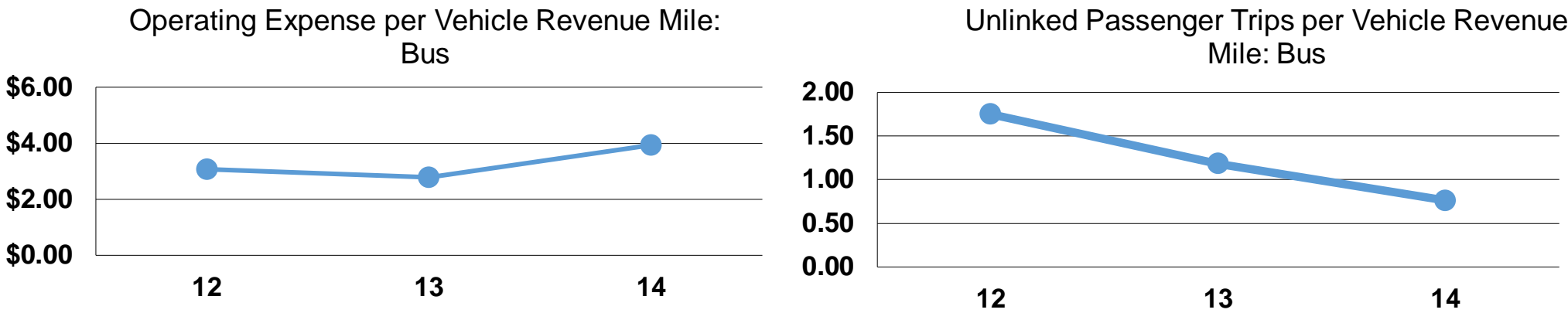
Modal Characteristics

Operation Characteristics

Mode	Vehicles Operated at Maximum Service			Fare Revenues	Uses of Capital Funds	Annual Unlinked Trips	Annual Vehicle Revenue Miles	Annual Vehicle Revenue Hours	Average Fleet Age in Years¹
	Directly Operated	Purchased Transportation	Operating Expenses						
Bus	11	-	\$235,891	\$0	\$252,958	45,707	59,956	9,193	2.8
Total	11	-	\$235,891	\$0	\$252,958	45,707	59,956	9,193	

Performance Measures

Mode	Service Efficiency		Mode	Service Effectiveness	
	Operating Expenses per Vehicle Revenue Mile	Operating Expenses per Vehicle Revenue Hour		Operating Expenses per Unlinked Passenger Trip	Unlinked Trips per Vehicle Revenue Mile
Bus	\$3.93	\$25.66	Bus	\$5.16	0.8
Total	\$3.93	\$25.66	Total	\$5.16	0.8



Notes:
¹Demand Response - Taxi (DT) and non-dedicated fleets do not report fleet age data.