

General Information

Urbanized Area Statistics - 2010 Census

New York-Newark, NY-NJ-CT
3,450 **Square Miles**
18,351,295 **Population**
1 **Pop. Rank out of 498 UZAs**
Other UZAs Served
See Below

Service Area Statistics

10,702 **Square Miles**
9,428,015 **Population**

Service Consumption

50,782,413 **Annual Passenger Miles (PMT)**
601,498 **Annual Unlinked Trips (UPT)**
1,706 **Average Weekday Unlinked Trips**
1,355 **Average Saturday Unlinked Trips**
1,620 **Average Sunday Unlinked Trips**

Database Information

NTDID: 20177
Reporter Type: Full Reporter

Financial Information

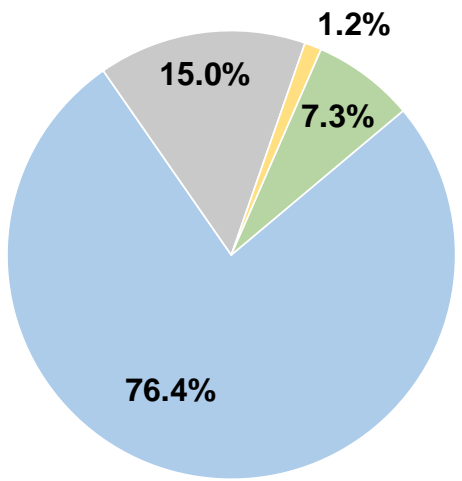
Sources of Operating Funds Expended

| | | |
|---------------------------------------|---------------------|--------|
| Fare Revenues | \$12,487,614 | 76.4% |
| Local Funds | \$0 | 0.0% |
| State Funds | \$2,449,732 | 15.0% |
| Federal Assistance | \$200,000 | 1.2% |
| Other Funds | \$1,198,039 | 7.3% |
| Total Operating Funds Expended | \$16,335,385 | 100.0% |

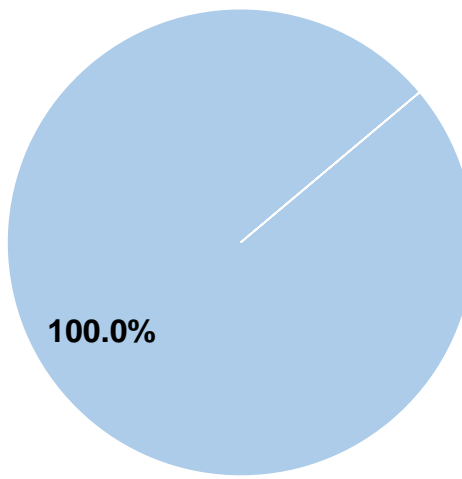
Sources of Capital Funds Expended

| | | |
|-------------------------------------|------------------|--------|
| Fare Revenues | \$968,842 | 100.0% |
| Local Funds | \$0 | 0.0% |
| State Funds | \$0 | 0.0% |
| Federal Assistance | \$0 | 0.0% |
| Other Funds | \$0 | 0.0% |
| Total Capital Funds Expended | \$968,842 | 100.0% |

Operating Funding Sources



Capital Funding Sources



Summary of Operating Expenses (OE)

| | | |
|--|---------------------|--------|
| Salary, Wages, Benefits | \$9,381,506 | 64.3% |
| Materials and Supplies | \$3,015,479 | 20.7% |
| Purchased Transportation | \$0 | 0.0% |
| Other Operating Expenses | \$2,192,274 | 15.0% |
| Total Operating Expenses | \$14,589,259 | 100.0% |
| Reconciling OE Cash Expenditures | \$1,746,125 | |
| Purchased Transportation (Reported Separately) | \$0 | |

Modal Characteristics

| Modal Overview | Vehicles Operated in Maximum Service | | Uses of Capital Funds | | | | |
|----------------|--------------------------------------|--------------------------|-----------------------|-----------------------|-------------------------|-----------------|------------------|
| | Directly Operated | Purchased Transportation | Revenue Vehicles | Systems and Guideways | Facilities and Stations | Other | Total |
| Mode | | | | | | | |
| Commuter Bus | 26 | - | \$890,244 | \$0 | \$0 | \$78,598 | \$968,842 |
| Total | 26 | - | \$890,244 | \$0 | \$0 | \$78,598 | \$968,842 |

Operation Characteristics

| Mode | Operating Expenses | Fare Revenues | Uses of Capital Funds | Annual Passenger Miles | Annual Unlinked Trips | Annual Vehicle Revenue Miles | Annual Vehicle Revenue Hours | Fixed Guideway Directional Route Miles | Vehicles Available for Maximum Service | Vehicles Operated in Maximum Service | Percent Spare Vehicles | Average Fleet Age in Years ¹ |
|--------------|---------------------|---------------------|-----------------------|------------------------|-----------------------|------------------------------|------------------------------|--|--|--------------------------------------|------------------------|---|
| Commuter Bus | \$14,589,259 | \$10,784,975 | \$968,842 | 50,782,413 | 601,498 | 2,391,117 | 58,048 | 0.0 | 36 | 26 | 27.8% | 6.5 |
| Total | \$14,589,259 | \$10,784,975 | \$968,842 | 50,782,413 | 601,498 | 2,391,117 | 58,048 | 0.0 | 36 | 26 | 27.8% | |

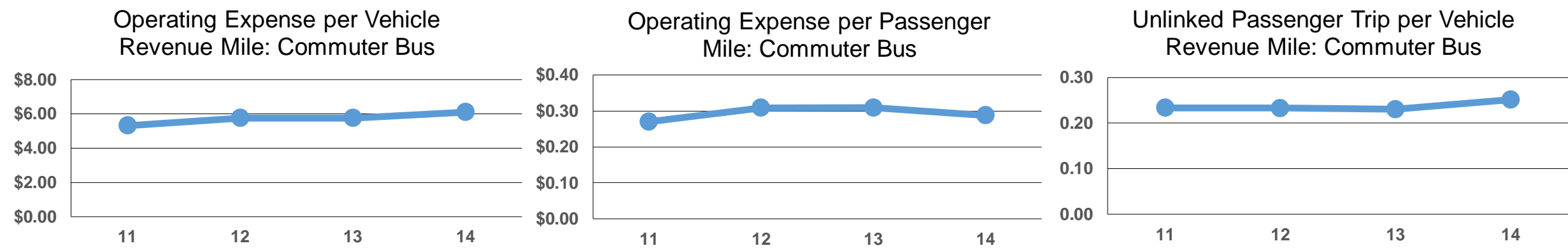
Performance Measures

Service Efficiency

| Mode | Operating Expenses per Vehicle Revenue Mile | Operating Expenses per Vehicle Revenue Hour | Mode |
|--------------|---|---|--------------|
| Commuter Bus | \$6.10 | \$251.33 | Commuter Bus |
| Total | \$6.10 | \$251.33 | Total |

Service Effectiveness

| Operating Expenses per Passenger Mile | Operating Expenses per Unlinked Passenger Trip | Unlinked Trips per Vehicle Revenue Mile | Unlinked Trips per Vehicle Revenue Hour |
|---------------------------------------|--|---|---|
| \$0.29 | \$24.25 | 0.3 | 10.4 |
| \$0.29 | \$24.25 | 0.3 | 10.4 |



Notes:

¹Demand Response - Taxi (DT) and non-dedicated fleets do not report fleet age data.

Other UZAs Served: 457 Kingston, NY; 419 Glens Falls, NY; 0 New York Non-UZA; 67 Albany-Schenectady, NY; 89 Poughkeepsie-Newburgh, NY-NJ; 427 Saratoga Springs, NY