

FTA Update to the Rail Safety Committee

Joe DeLorenzo

**Associate Administrator and Chief Safety Officer
Office of Transit Safety and Oversight (TSO)**

2025 APTA Safety and Risk Management Seminar

12/07/2025



U.S. Department of Transportation
Federal Transit Administration

Agenda

- State of Rail Transit Safety
- Street-Running Rail
- Rail Transit Roadway Worker Protection (RWP)
- Trespass and Suicide Prevention
- National Transit Database (NTD) Reporting
- Cybersecurity
- Current Safety Activities



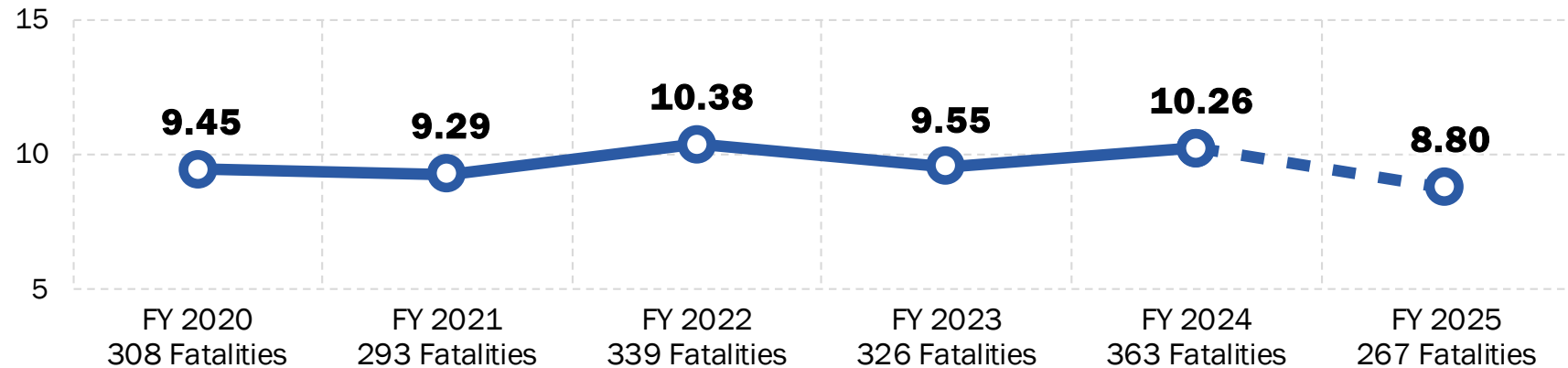
State of Rail Transit Safety



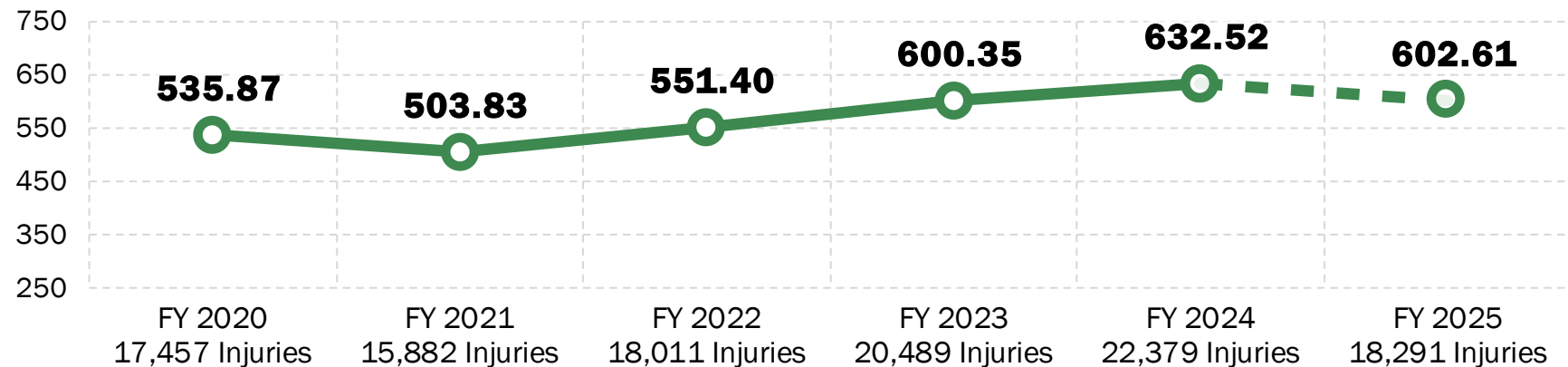
U.S. Department of Transportation
Federal Transit Administration

State of Transit Safety – Annual Trends

**Fatalities per
100 Million Vehicle
Revenue Miles
(VRM)**



**Injuries per
100 Million VRM**

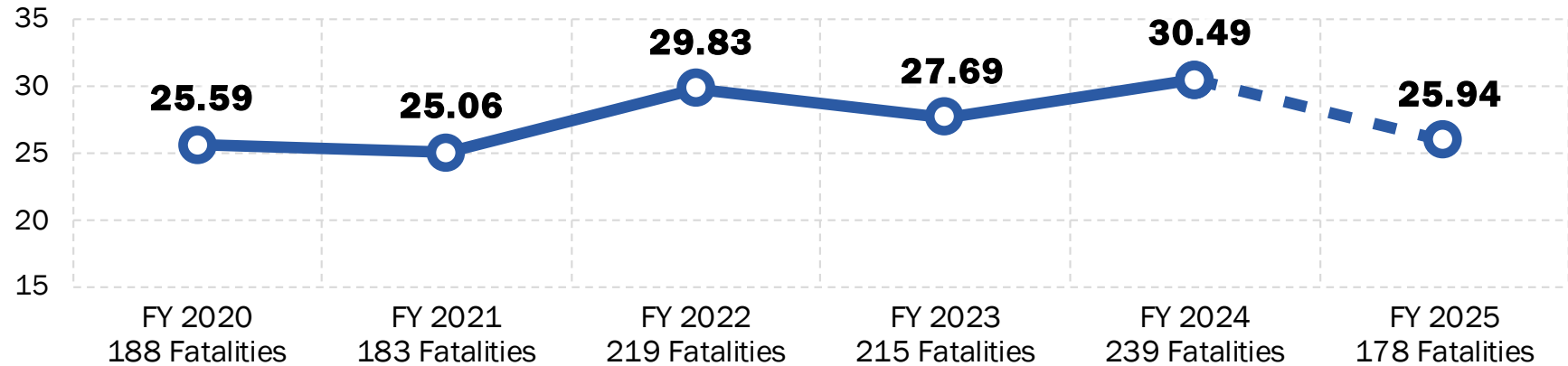


• **Source:** National Transit Database (NTD)

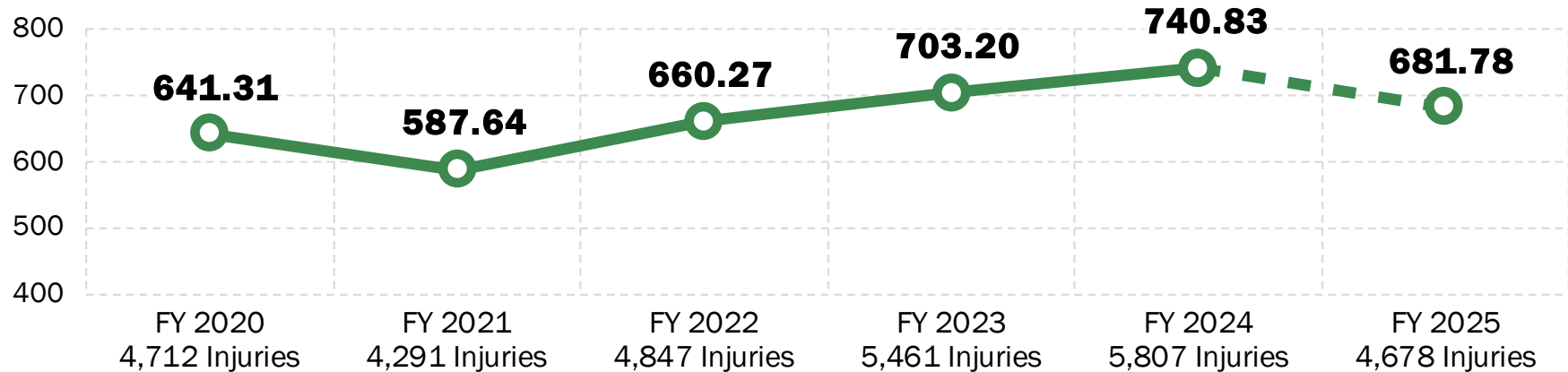
FY2025 data are preliminary. FY 2025 only includes data from Oct 2024–Jul 2025

State of Rail Transit Safety – Annual Trends

**Fatalities per
100 Million VRM**



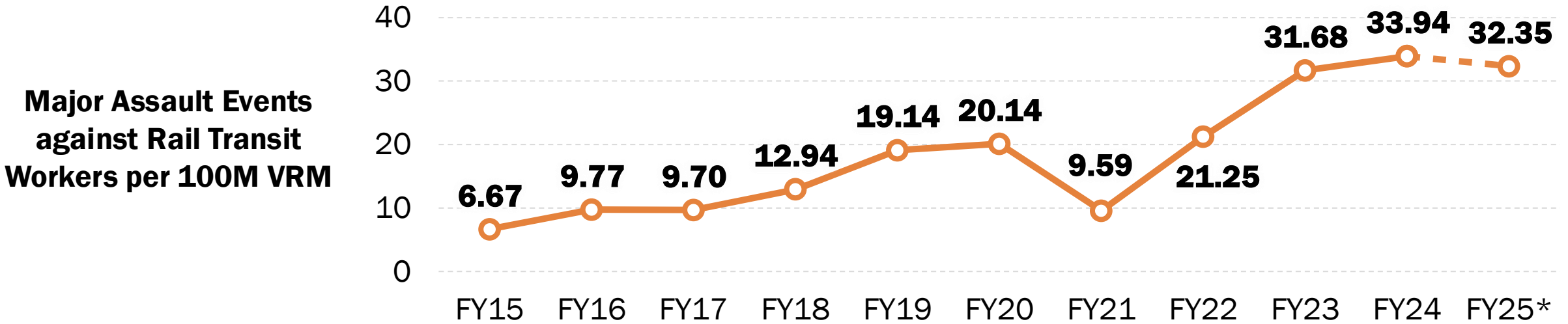
**Injuries per
100 Million VRM**



- **Source:** National Transit Database (NTD)

FY2025 data are preliminary. FY 2025 only includes data from Oct 2024–Jul 2025

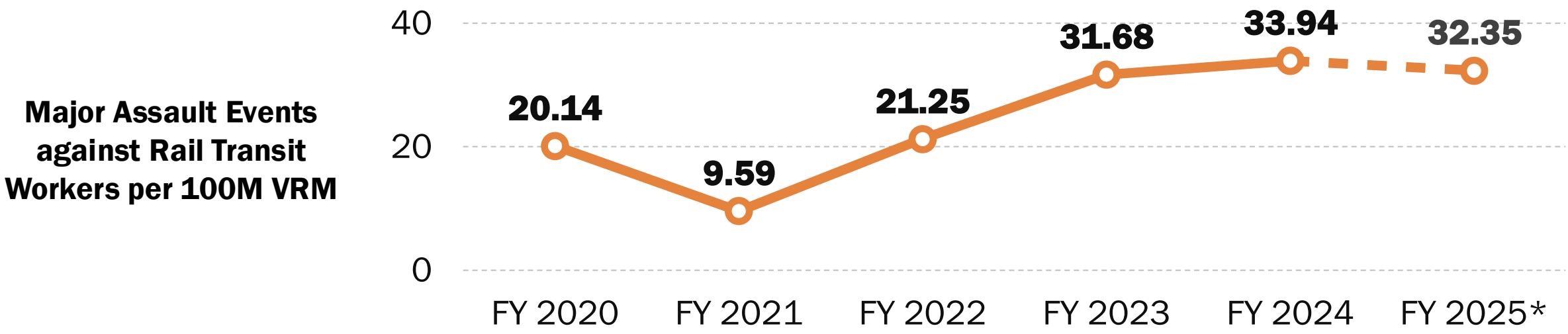
Major Assaults on Rail Transit Workers: FY 2015–25



Raw Event, Fatality, and Injury Counts	FY15	FY16	FY17	FY18	FY19	FY20	FY21	FY22	FY23	FY24	FY25*
Major Assaults	52	77	78	104	157	148	70	156	246	266	222
Fatalities	1	0	0	0	0	0	10	0	2	0	0
Injuries	52	79	80	105	162	150	74	165	279	308	251

- **Source:** National Transit Database (NTD)
*FY 2025 data are preliminary. *FY 2025 only includes data from Oct 2024–Jul 2025.*

Major Assaults on Rail Transit Workers: FY 2020–25



Raw Event, Fatality, and Injury Counts

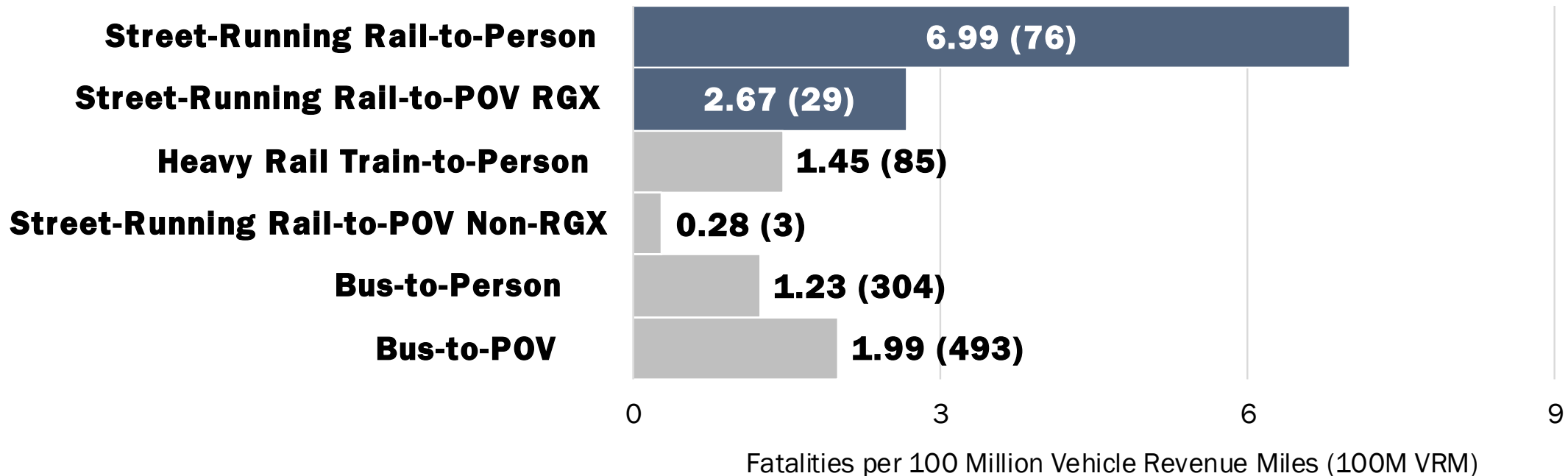
	FY 2020	FY 2021	FY 2022	FY 2023	FY 2024	FY 2025*
Major Assaults	148	70	156	246	266	222
Fatalities	0	10	0	2	0	0
Injuries	150	74	165	279	308	251

• **Source:** National Transit Database (NTD)
 FY 2025 data are preliminary. *FY 2025 only includes data from Oct 2024–Jul 2025.

Safety Advisory 24-2: Street-Running Rail Vehicle Collisions

Street-running rail vehicle collisions result in fatalities at a higher rate than other frequently reported collision types, across all modes, in National Transit Database (NTD) data.

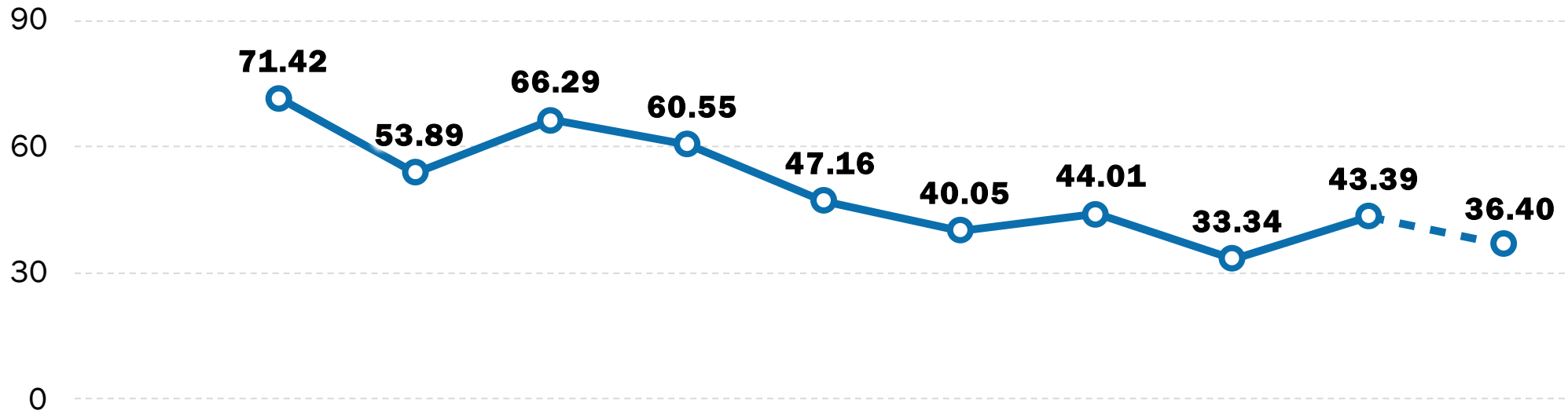
**Fatality Rate for Frequently-Reported Collision Types,
Fiscal Year (FY) 2016 – 2024**



Source: NTD, State Safety Oversight Reporting (SSOR), and State Safety Oversight Program Legacy Event Data. Causal data subject to minor revision. Total fatalities included in parentheses. Data as of 10/1/25.

Street-Running Rail-to-Person Collisions: FY 2015–25

**Collision
Event Rate
per
100 Million Vehicle
Revenue Miles**



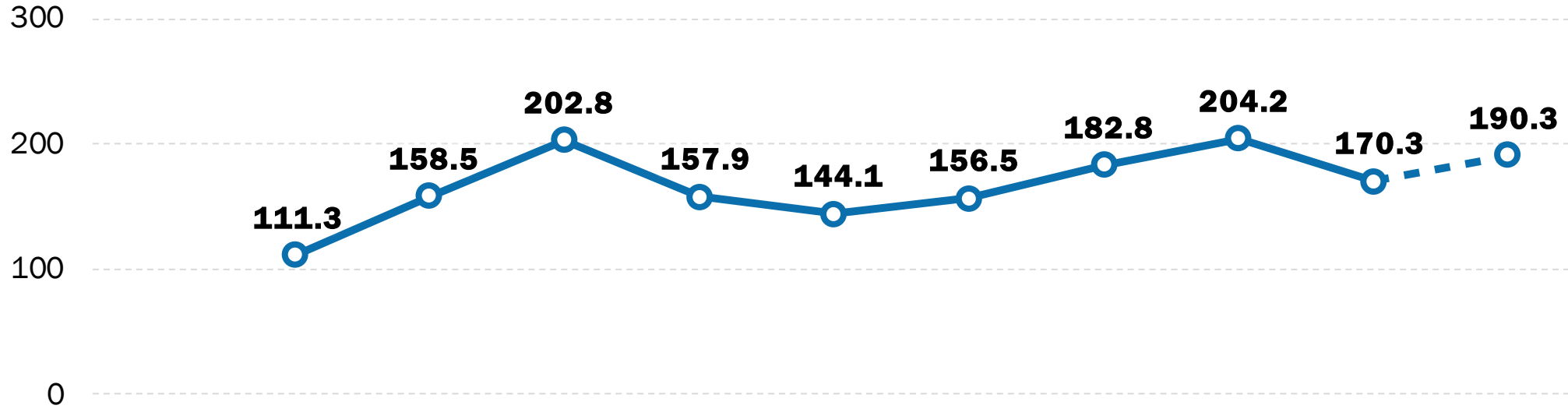
**Raw Event,
Fatality,
and Injury
Counts**

FY	2015	2016	2017	2018	2019	2020	2021	2022	2023	2024	2025
Collisions	N/A	86	68	85	79	54	43	52	40	53	35
Injuries	N/A	72	59	73	72	48	39	46	36	48	33
Fatalities	N/A	12	12	12	11	7	5	7	4	6	2

Source: National Transit Database (NTD); State Safety Oversight Reporting tool (SSOR), State Safety Oversight Program Legacy Event Data
Notes: FY 2025 data is through June 2025. FY 2025 data is preliminary.

Street-Running Rail-to-POV RGX Collisions: FY 2015–25

**Collision
Event Rate
per
100 Million Vehicle
Revenue Miles**



**Raw Event,
Fatality,
and Injury
Counts**

FY	2015	2016	2017	2018	2019	2020	2021	2022	2023	2024	2025
Collisions	N/A	134	200	260	206	165	168	216	245	208	183
Injuries	N/A	202	183	163	143	115	89	98	160	128	123
Fatalities	N/A	4	5	3	1	4	4	2	4	2	0

Source: National Transit Database (NTD); State Safety Oversight Reporting tool (SSOR), State Safety Oversight Program Legacy Event Data
Notes: FY 2025 data is through June 2025. FY 2025 data is preliminary.

Rail Transit Roadway Worker Protection

Recent Questions

- Were all workers required to be trained by December 2?
- Is online training acceptable?
- What is a “representative field setting”?
- How does the rule apply to individuals who occasionally or temporarily access the track (e.g., an operator removing debris)?

What's Next

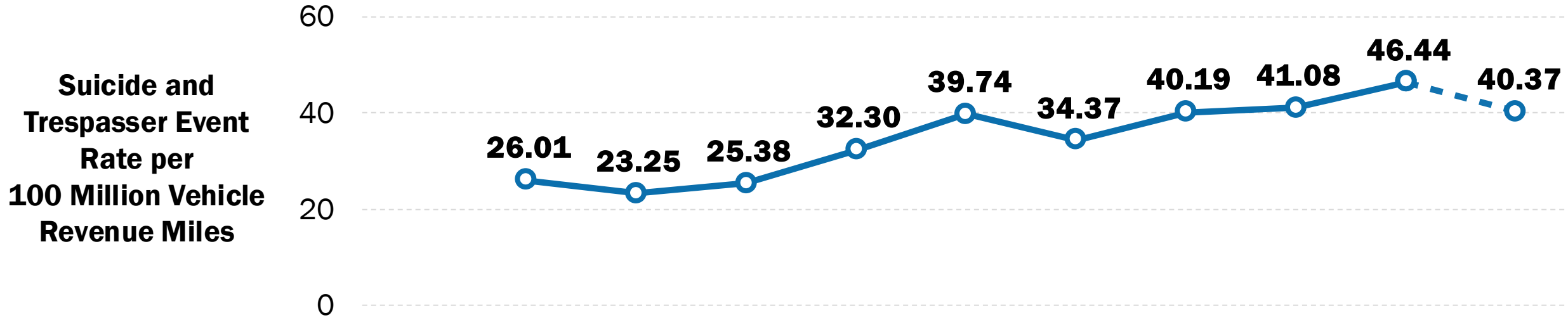
- SSOAs will submit to FTA their RWP plan and Track Access Guide
- Compliance monitoring:
 - SSOAs will conduct an annual audit of the RTA's compliance with its RWP program
 - FTA will monitor safety performance through NTD data

Trespass and Suicide Prevention



U.S. Department of Transportation
Federal Transit Administration

Rail Suicide and Trespasser Events: FY 2015–25



Raw Event and Fatality Counts	FY	2015	2016	2017	2018	2019	2020	2021	2022	2023	2024	2025
	Events	N/A	205	187	204	265	292	251	295	319	364	277
	Fatalities	N/A	98	88	100	127	134	132	150	153	185	141

Source: National Transit Database (NTD), State Safety Oversight Reporting tool (SSOR), State Safety Oversight Program Legacy Event Data
Notes: FY 2025 data is through July 2025. FY 2025 data is preliminary.

Safety Advisory 25-1: Reducing Rail Trespassing and Suicide Events

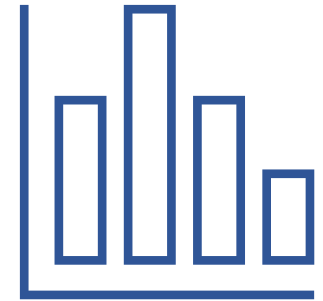
- Published to FTA's Website November 24, 2025
- Upward trend in trespassing and suicide events identified as a concern
 - Trespasser- and suicide-related events are the leading source of fatalities in the transit industry, accounting for **50% of all transit-related fatalities** in calendar year 2024
- Recommends RTAs use their Safety Management Systems to analyze and address the concern and SSOAs collect and submit documentation from RTAs to FTA as part of annual reporting



[View Safety Advisory 25-1 here](#)

Safety Advisory 25-1 Recommendations

- Safety Oversight Agencies (SSOAs) direct Rail Transit Agencies (RTAs) in their jurisdiction to:
 - Analyze their safety performance data related to trespass and suicide events to identify hazards
 - Conduct a safety risk assessment using the process identified in their Agency Safety Plan
 - Identify mitigations to reduce the safety risk based on that assessment
 - Monitor the performance of the implemented mitigations
- SSOAs collect and submit documentation from RTAs to FTA as part of annual reporting



Safety Bulletin 25-1: NTD Reporting Deadlines for Safety and Security Events

- On Sept. 25, FTA [issued a reminder](#) to applicable National Transit Database (NTD) reporters on reporting deadlines for major and non-major safety and security events.
- Major Event Report (S&S-40) is due no later than **30 days** after the event date.
- Non-Major Monthly Summary Report (S&S-50) is due **by the end of each month**.



View Safety Bulletin 25-1 here

Cybersecurity

Cybersecurity in Transit

- The threat of cyber disruption to critical infrastructure is at an all-time high.
- Recent attacks on the Colonial Pipeline and SolarWinds demonstrate the ability of unauthorized users to access sensitive information and impact critical infrastructure systems.
- Recent attacks on the Transit Industry
 - 2024 Oahu Transit Services (HI)
 - 2024 SouthWest Transit (MN)
 - 2024 Pittsburgh Regional Transit (PA)



Cybersecurity Awareness

1 Risk management helps prioritize limited resources to align technology risk with an organization's overall risk tolerance.

2 Phishing resistant methods can support multifactor authentication.

3 Prioritize technical services and collaborate with legal, emergency management, and public relations.

4 Ransomware detection and response should be consistent.

Source: Colorado's Regional Transportation District FTA Cybersecurity Awareness For Transit Agencies Webinar 10-29-24

FTA's Cybersecurity Resources:

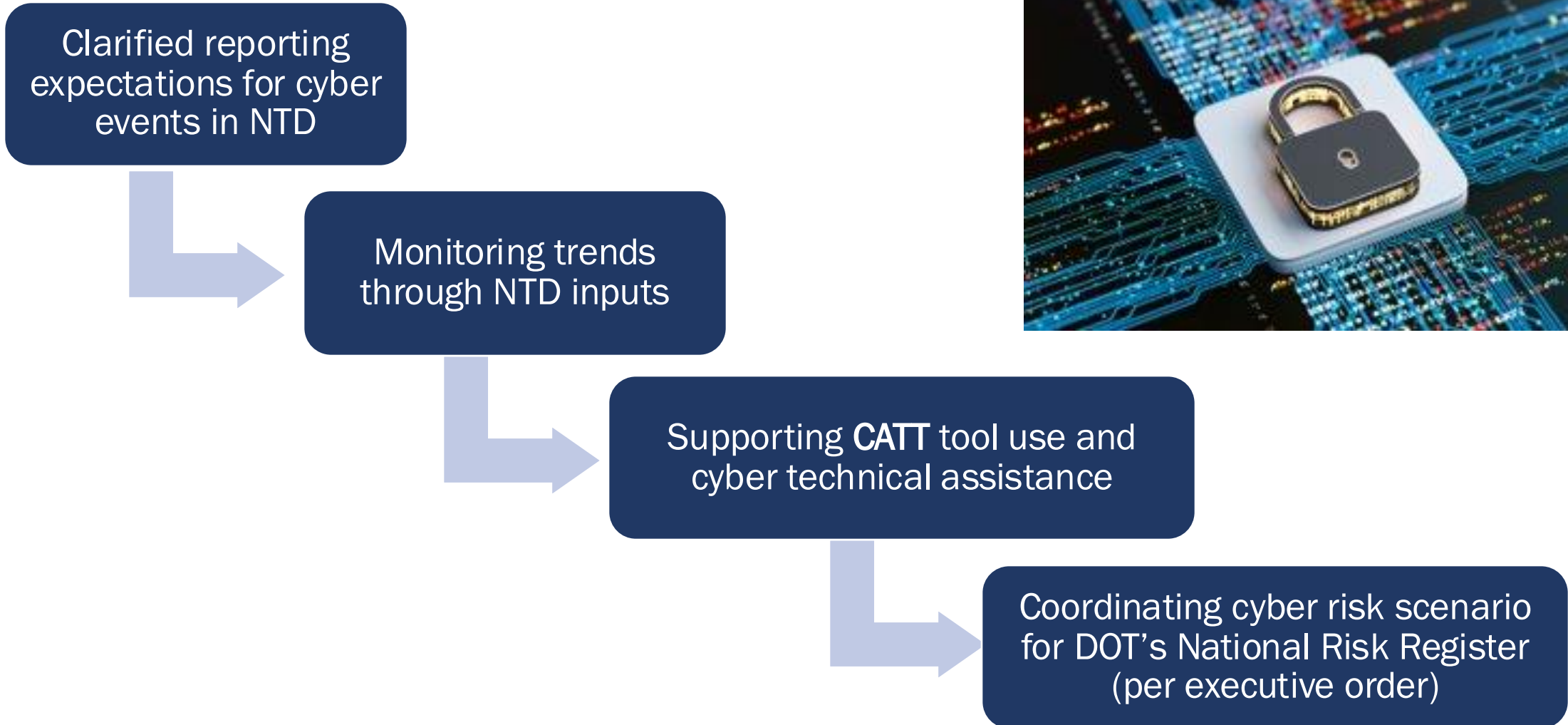
Cybersecurity Awareness for Transit Agencies Webinar Recording 10/28



Cybersecurity Resources for Transit Agencies



FTA's Current Cybersecurity Efforts



Current Safety Activities: FTA PTASP Audits & Safety and Security Letters

FTA initiated PTASP audits related to preventing assaults on transit workers and sent letters to transit agencies regarding the general safety and security of the system.

PTASP Audit Criteria

- Implementation of their Agency Safety Plan (ASP)
- Assessment of their Safety Risk Reduction Program
- Evaluation of the effectiveness of mitigations

Safety and Security Review

- Action and plans to reduce crime and fare evasion
- Funding sources for passenger and worker safety for both expenditures and budgeted initiatives

Thank you

Joe DeLorenzo

Associate Administrator and Chief Safety Officer
Office of Transit Safety and Oversight
joseph.delorenzo@dot.gov



U.S. Department of Transportation
Federal Transit Administration