Rail Grade Crossing, Trespass and Suicide Prevention

Joe DeLorenzo
Associate Administrator and Chief Safety Officer
Office of Transit Safety and Oversight (TSO)

2025 APTA Safety and Risk Management Seminar

12/09/2025

U.S. Department of Transportation
Federal Transit Administration

Agenda

- Transit RGX Collision Trends
- Street-Running Rail Collision Data
- Safety Advisory 24-2: Street-Running Rail Vehicle Collisions
- Rail Trespass and Suicides
- FTA Resources

Transit RGX Collision Trends: FY 2015–25

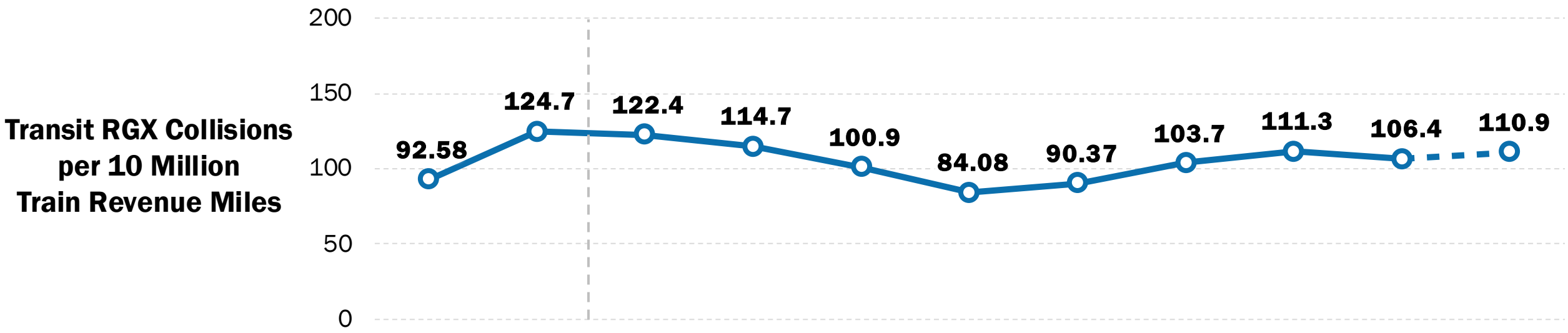

Raw Event, Fatality, and Injury Counts

FY	2015	2016	2017	2018	2019	2020	2021	2022	2023	2024	2025
Collisions	539	769	783	743	664	482	481	598	656	639	519
Injuries	242	259	244	205	198	147	116	137	226	189	160
Fatalities	17	19	21	15	15	17	14	23	12	20	12

Source: National Transit Database (NTD)

Notes: *FY 2025 data is through June 2025. FY 2025 data is preliminary.*

Safety Advisory 24-2: Street-Running Rail Vehicle Collisions

Street-running rail vehicle collisions result in fatalities at a higher rate than other frequently reported collision types, across all modes, in National Transit Database (NTD) data.

Fatality Rate for Frequently-Reported Collision Types, Fiscal Year (FY) 2016 – 2024

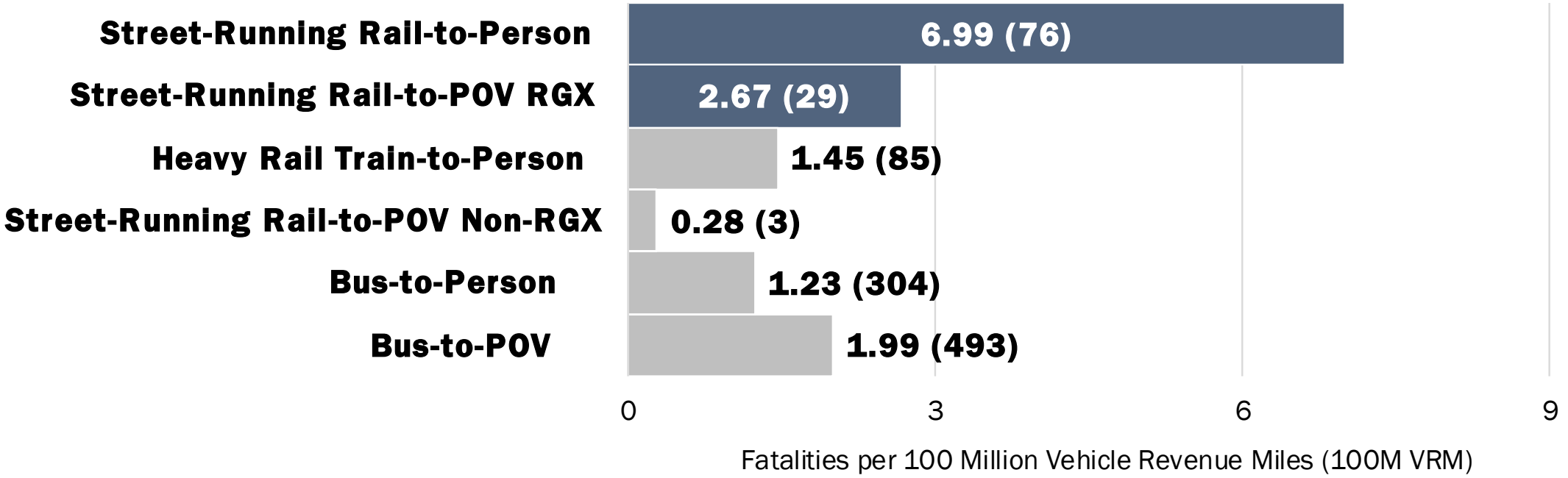

Source: NTD, State Safety Oversight Reporting (SSOR), and State Safety Oversight Program Legacy Event Data. Causal data subject to minor revision. Total fatalities included in parentheses. Data as of 10/1/25.

Street-Running Rail-to-Person Collisions: FY 2015–25

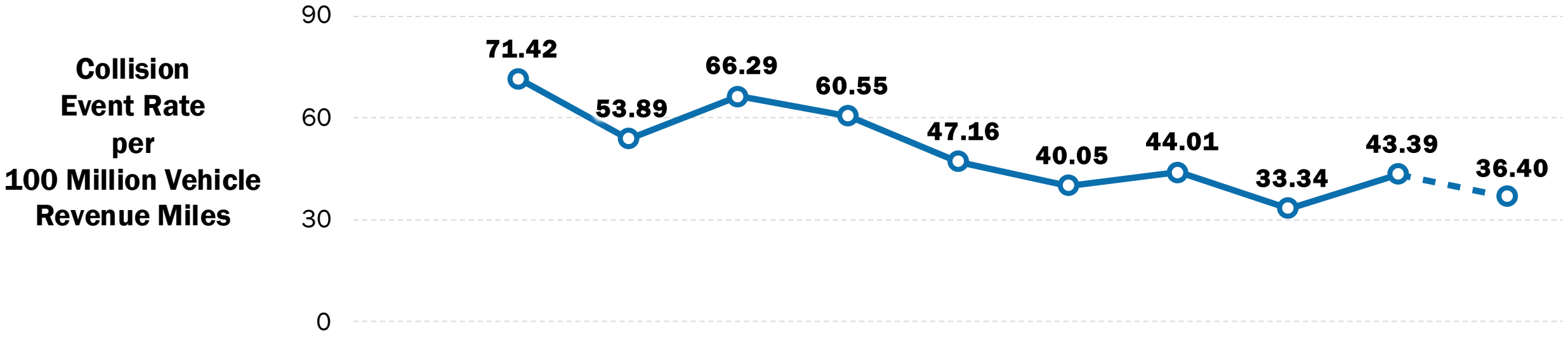

Raw Event, Fatality, and Injury Counts

FY	2015	2016	2017	2018	2019	2020	2021	2022	2023	2024	2025
Collisions	N/A	86	68	85	79	54	43	52	40	53	35
Injuries	N/A	72	59	73	72	48	39	46	36	48	33
Fatalities	N/A	12	12	12	11	7	5	7	4	6	2

Source: National Transit Database (NTD); State Safety Oversight Reporting tool (SSOR), State Safety Oversight Program Legacy Event Data
Notes: *FY 2025 data is through June 2025. FY 2025 data is preliminary.*

Street-Running Rail-to-POV RGX Collisions: FY 2015–25

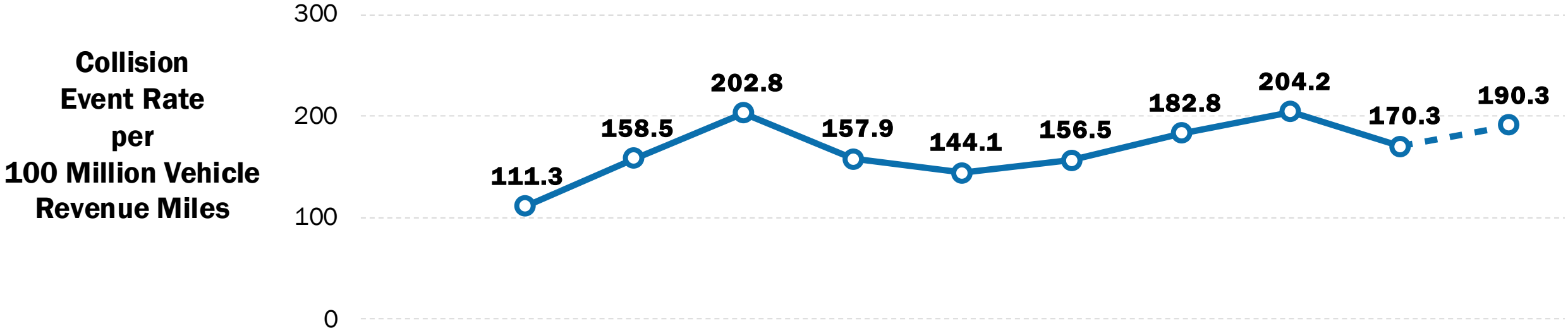

Raw Event, Fatality, and Injury Counts

FY	2015	2016	2017	2018	2019	2020	2021	2022	2023	2024	2025
Collisions	N/A	134	200	260	206	165	168	216	245	208	183
Injuries	N/A	202	183	163	143	115	89	98	160	128	123
Fatalities	N/A	4	5	3	1	4	4	2	4	2	0

Source: National Transit Database (NTD); State Safety Oversight Reporting tool (SSOR), State Safety Oversight Program Legacy Event Data
Notes: *FY 2025 data is through June 2025. FY 2025 data is preliminary.*

Safety Advisory 24-2: Recommended Actions

FTA recommends that SSOAs direct RTAs to consider the factors below when developing safety risk assessments:

- Higher risk locations
- Roadway and intersection design
- Queueing space for both POVs and persons
- Roadways and intersection traffic control devices
- Factors that may cause signals and other warning methods to be ineffective in encouraging safe behavior at shared ROWs and RGX

View the Safety Advisory 24-2 Webpage

Rail Suicide and Trespasser Events: FY 2015–25

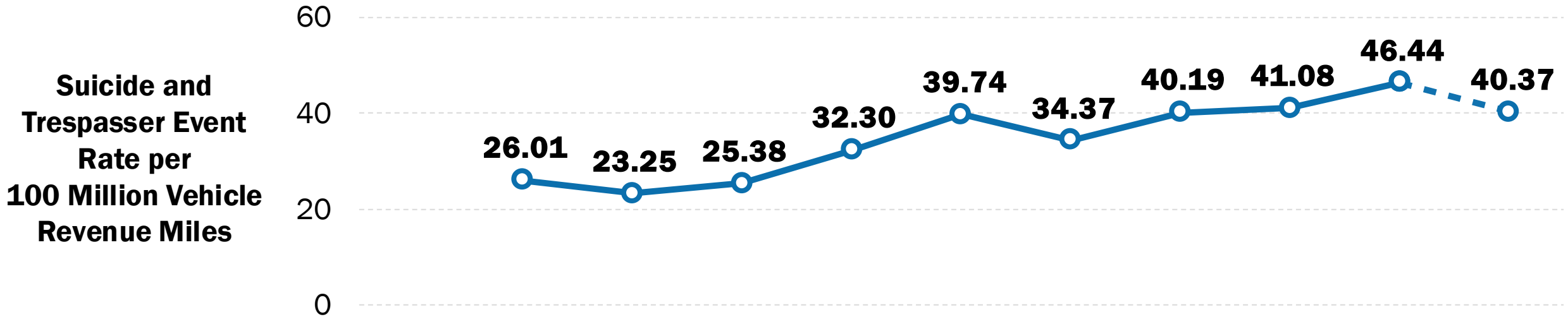

Raw Event and Fatality Counts

FY	2015	2016	2017	2018	2019	2020	2021	2022	2023	2024	2025
Events	N/A	205	187	204	265	292	251	295	319	364	277
Fatalities	N/A	98	88	100	127	134	132	150	153	185	141

Source: National Transit Database (NTD), State Safety Oversight Reporting tool (SSOR), State Safety Oversight Program Legacy Event Data
Notes: *FY 2025 data is through July 2025. FY 2025 data is preliminary.*

Rail Suicide Events: FY 2015–25



Raw Event and Fatality Counts

FY	2015	2016	2017	2018	2019	2020	2021	2022	2023	2024	2025
Events	Not available					131	115	141	116	143	93
Fatalities	Not available					61	64	69	61	80	52

Source: National Transit Database (NTD), State Safety Oversight Reporting tool (SSOR)
Notes: *FY 2025 data is through July 2025. FY 2025 data is preliminary.*

Rail Non-Suicide Trespasser Events: FY 2015–25



Raw Event and Fatality Counts

FY	2015	2016	2017	2018	2019	2020	2021	2022	2023	2024	2025
Events	Not available					161	136	154	203	221	184
Fatalities	Not available					73	68	81	92	105	89

Source: National Transit Database (NTD), State Safety Oversight Reporting tool (SSOR)
Notes: *FY 2025 data is through July 2025. FY 2025 data is preliminary.*

Safety Advisory 25-1: Reducing Rail Trespassing and Suicide Events

Trespasser- and suicide-related events account for 50 percent of all fatalities reported to the National Transit Database (NTD) in CY24.

The advisory recommends that State Safety Oversight Agencies (SSOA) direct the Rail Transit Agencies (RTA) within their jurisdiction to use their Safety Management Systems (SMS) to:

- Perform safety risk assessments
- Identify hazards and safety risk mitigations
- Monitor mitigations for effectiveness

Trespass Prevention Safety Campaign

Be Train Safe Video

Operation Lifesaver Resources

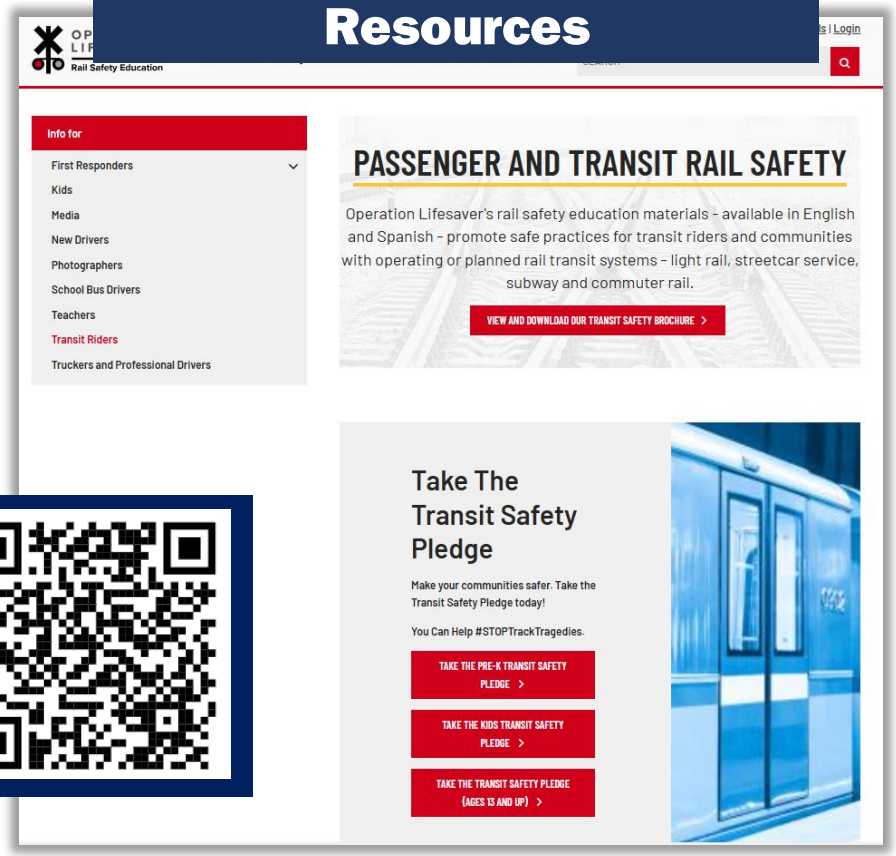

FTA is raising awareness of the dangers of trespassing and sharing resources to support transit agencies to educate the public on remaining safe around rail transit.

Resources for Transit Agencies



FTA's RGX Safety Webpage



FTA's Street-Running Rail Webpage

OLI Left-turn PSAs

Trespass & Suicide Prevention Data and Resources

Thank you

Joe DeLorenzo
Associate Administrator and Chief Safety Officer
Office of Transit Safety and Oversight
joseph.delorenzo@dot.gov