

2022 Virtual Transit Asset Management Roundtable

July 19, 2022



**TRANSIT
ASSET
MANAGEMENT**

Getting to Integration

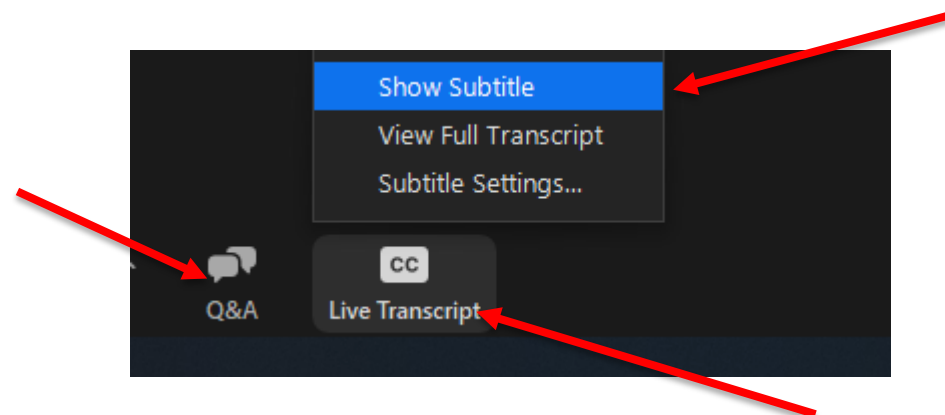


U.S. Department of Transportation
Federal Transit Administration

Event Logistics



- Presentation available at www.transit.dot.gov/TAM -> TAM Events -> Roundtables -> 2022 Transit Asset Management Roundtable
- This Roundtable is being recorded and will be posted to the FTA TAM website
- Questions can be submitted using the Q&A feature
 - Some questions may not get published due to time constraints
- Closed captioning is available by clicking “Live Transcript”, then selecting “Show Subtitle”



Welcome and Introduction



Nuria Fernandez

Administrator

Federal Transit Administration





TRANSIT AGENCY EXECUTIVE PANEL





Nadine Lee,
President & CEO,
Dallas Area Rapid
Transit (DART)



Dinero' Washington,
President & CEO,
Shreveport Transit
Management (SporTran)



Nick Thompson,
Deputy General
Manager,
Metro Transit (MN)



let's go.

Managing Assets for Today's Riders

FTA TAM Roundtable

Nadine S. Lee, President & CEO
Dallas Area Rapid Transit
July 19, 2022

Every story has a beginning...



- 7.7 million people
- Rich culture
- Diverse economy
- Low density
- Decentralized commercial districts
- Significant local and regional goods movement
- Inefficient transportation infrastructure

Increasing Demand on an Oversubscribed System

- 4 million more people by 2045
- 3 million more jobs by 2045
- Corporate relocations to DFW
- Redevelopment around the region
- World Cup Soccer 2026




DART Statistics

- 34.6M rides in FY2021 (20.1M bus, 14.5M rail)
- 700 sq. mi. service area
- 3700 employees
- \$1.6B FY22 budget



DART Statistics



Rail

- 163 light rail vehicles
- 5 lines
- 93 miles
- 65 stations

Bus

- 692 buses
- 160 routes
- 14 transit centers
- 6,878 stops

DART Rider Demographics

	2021 Bus	2021 Rail	2021 Total	2014 Total
LatinX	20.5%	20.6%	20.6%	18.4%
Black Americans	54.7%	45.8%	50.9%	52.7%
No car access	75.2%	60.2%	68.9%	32.8%
Paying cash	42.9%	44.1%	43.4%	70.9%
Low income (<\$35K/year)	65.9%	56.8%	62.1%	51.7%
Ride 5+ days/week	64.4%	63.2%	63.9%	49.2%

Big Reveal

- Unmitigated transportation consumption ties directly to:
 - Poor air quality
 - Congestion and delay
 - Environmental harm
 - Economic disparities



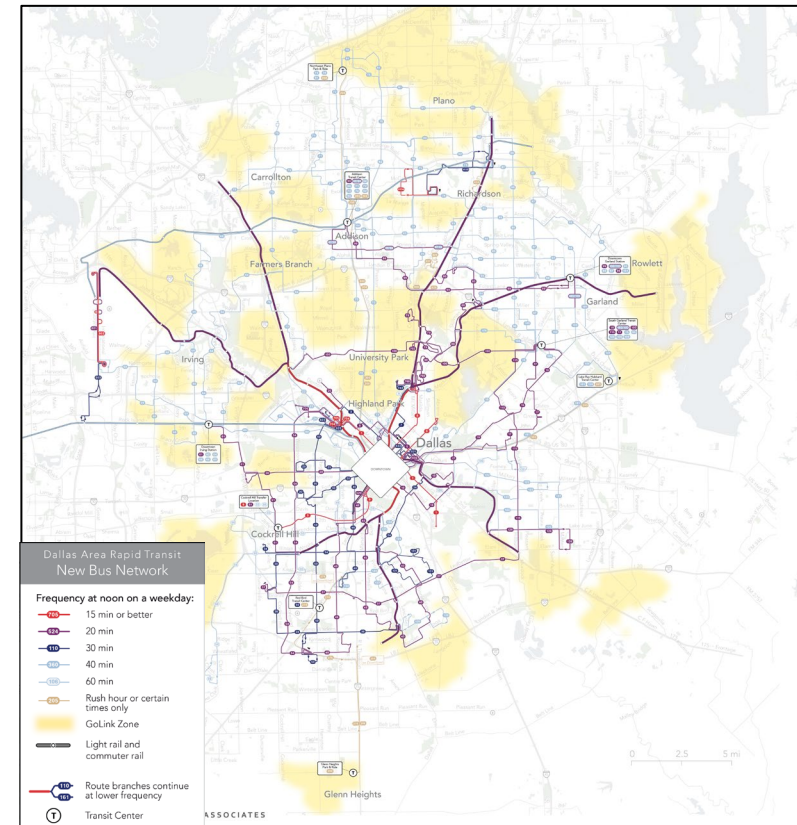
Changing Our Approach

- Leverage existing capacity to address negative externalities
- Prioritize customer retention over acquisition
- Focus on the quality of the journey
- TAM is a key to success



New Bus Network and GoLink

- Fixed-route service emphasis on frequency, with smaller footprint
- GoLink zones expand overall coverage
- 22 core frequent bus routes
- 2/3 of pre-pandemic ridership served by frequent routes



New Bus Network Benefits

IMPROVED TRAVEL TIMES

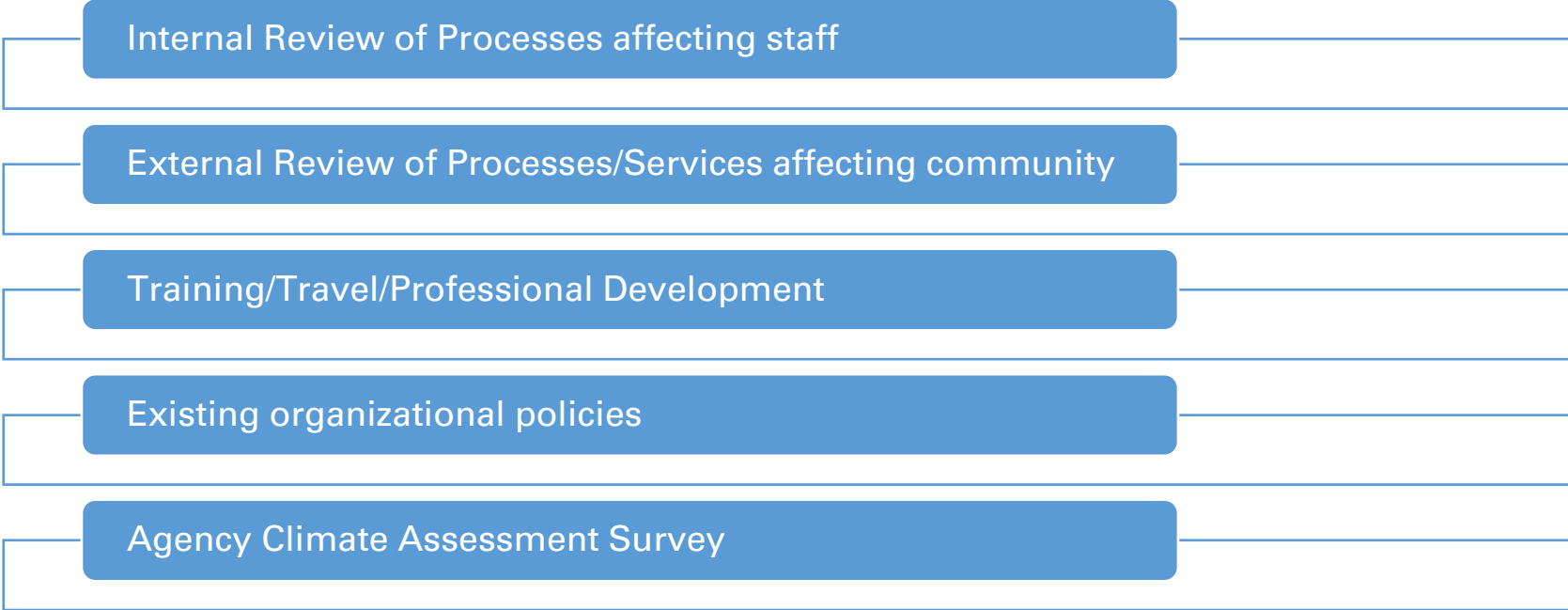
- More frequent service
 - Reduces wait times
 - Reduces transfer times
- More direct routes speed travel
- 98% of pre-pandemic boardings still within walking distance of service

INCREASED JOB ACCESS

Average DART resident will see +34% increase in jobs reachable within 60 minutes by transit

Access improves for every demographic group

Racial Equity Process Framework



Focus on Customer Experience

- Essential workers are Today's Riders
- Today's Riders have more choices than we think
- Shift resources to address customer pain points
- Deliver a product people are willing to buy



Appetite for Change

- Generational leadership change
- Inclusive and intentional focus on equity
- Financial stability
- Alignment of purpose



This moment matters...

- Prioritize TAM investments for optimal performance of existing infrastructure
- Remove mobility barriers
- Provide better access to economic opportunity and essential services
- Improve equity for all





THANK YOU



Shreveport Transit Management, Inc.

2022 TAM Roundtable

Executive Panel Discussion Questions



About SporTran

SporTran traces its history in Shreveport-Bossier City, Louisiana, to the 1870s, when mule-drawn street cars ran from downtown to nearby outlying areas.

Today, SporTran provides a fleet of over 95 modern heavy duty and cutaway buses equipped to handle all passengers, including those with disabilities. Our buses are powered by the latest emission reduction systems such as CNG and 100% battery electric technology. In addition, we offer OnDemand micro-transit service which includes ADA paratransit accommodations. Thanks to an FTA grant, SporTran riders now enjoy Zero Fare travel through 2023.



SPORTRAN

TAM Changes the Decision Making

- Fleet Transition Prioritization
- Transit Amenities Placement





SPORTRAN

Fleet Replacement Using Metrics

- Information Collection
- Informed Decisions
- Incorporating into TAM



Placement of Transit Resources


- Transit Amenities Map Created
- Quality, Quantity, & Location
- Increased Transit Amenities in Needed Areas



Understanding the Benefits of Asset Management

- Goals & Objectives Not Reflected as Envisioned
- Fiscal Long-Term Game Plan for Funding Operational and Capital Investments





SPORTRAN

THANK YOU


dinero@mmatransit.com

Utilizing Asset Management and Equity to Guide Investments in the Bus Stop


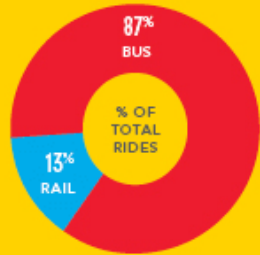
Nick Thompson
Deputy General Manager - Capital Programs
Metro Transit
Minneapolis, Minnesota

Metro Transit

81.4 million rides

 70.4 MILLION RIDES

 10.95 MILLION RIDES



2022 BUDGET

Operating: \$492.2M

Capital: \$6.9B

OUR PEOPLE

We at Metro Transit deliver environmentally sustainable transportation choices that link people, jobs and community conveniently, consistently and safely.



2,885

TOTAL EMPLOYEES



METRO TRANSIT POLICE

100 FULL-TIME OFFICERS

54 PART-TIME OFFICERS

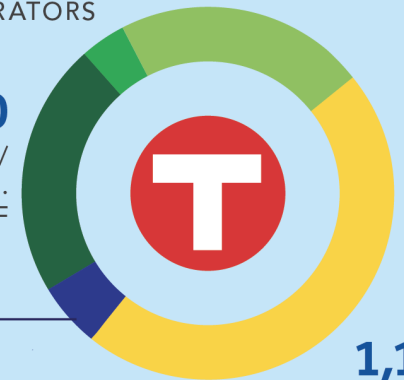
12 COMMAND STAFF

13 COMMUNITY SERVICE OFFICERS

673
MECHANICS,
CLEANERS &
OTHER BUS/RAIL
POSITIONS

107
LIGHT RAIL
OPERATORS

750
CLERICAL/
ADMIN.
STAFF



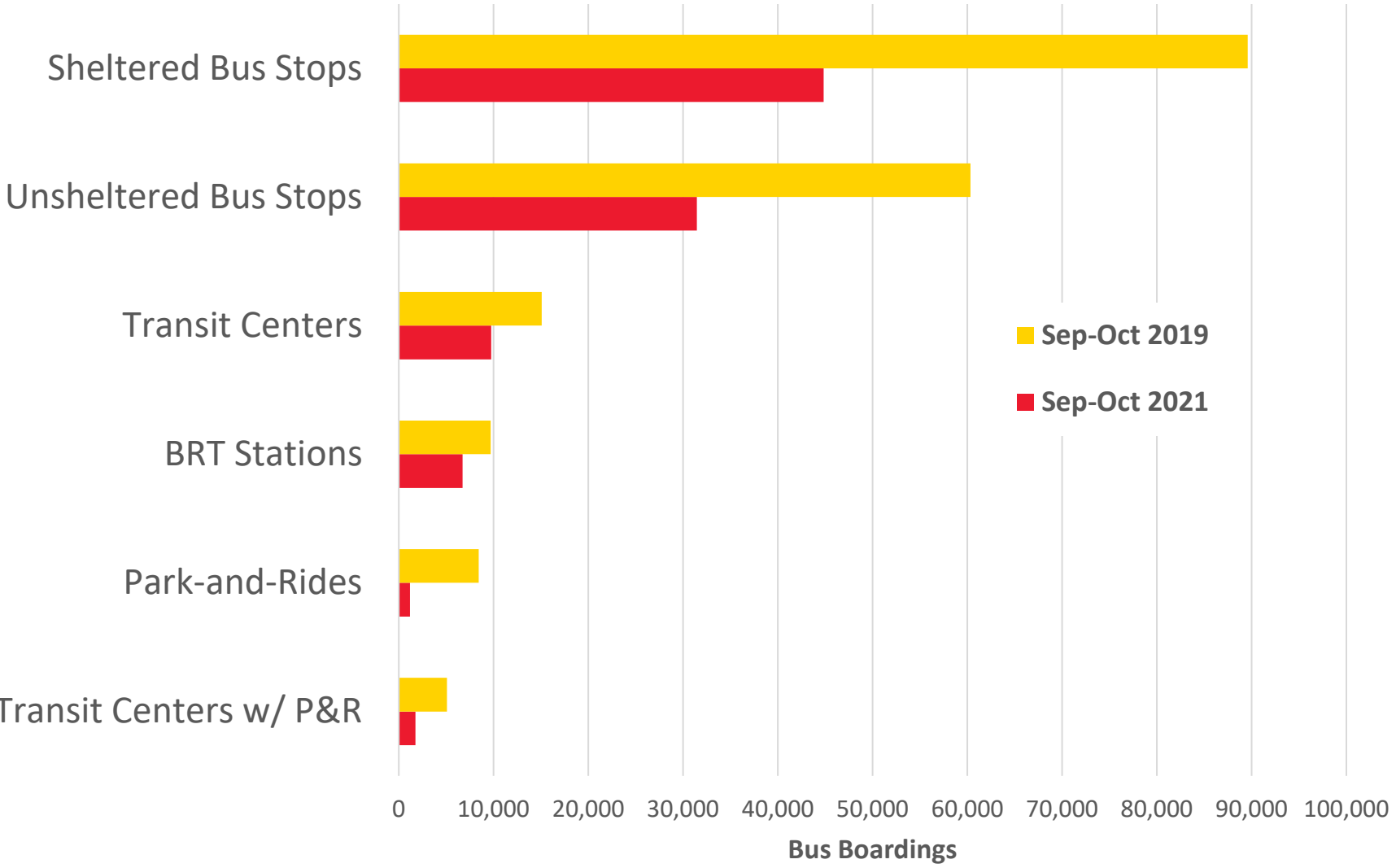
1,176
BUS OPERATORS

Better Bus Stops is Metro Transit's commitment to improving the customer experience at the bus stop

- Transit information, accessible boarding areas and pedestrian connections
- Shelters, maintenance, and occasionally lighting and heaters
- Uses Asset Management data and Equity Measures to focus on neighborhoods that contain areas of concentrated poverty where more than half of residents are people of color

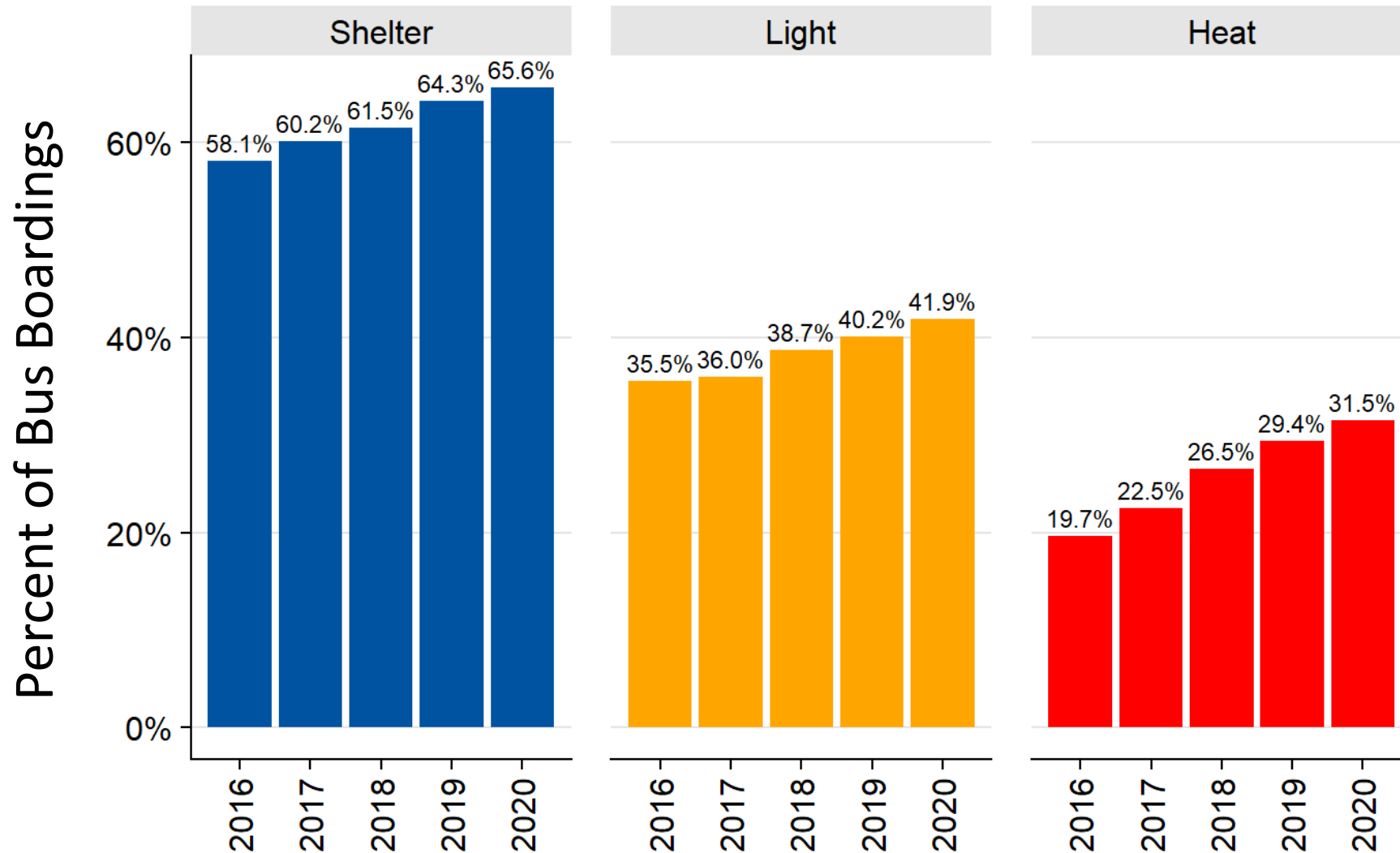


Where Metro Transit Bus Riders Board

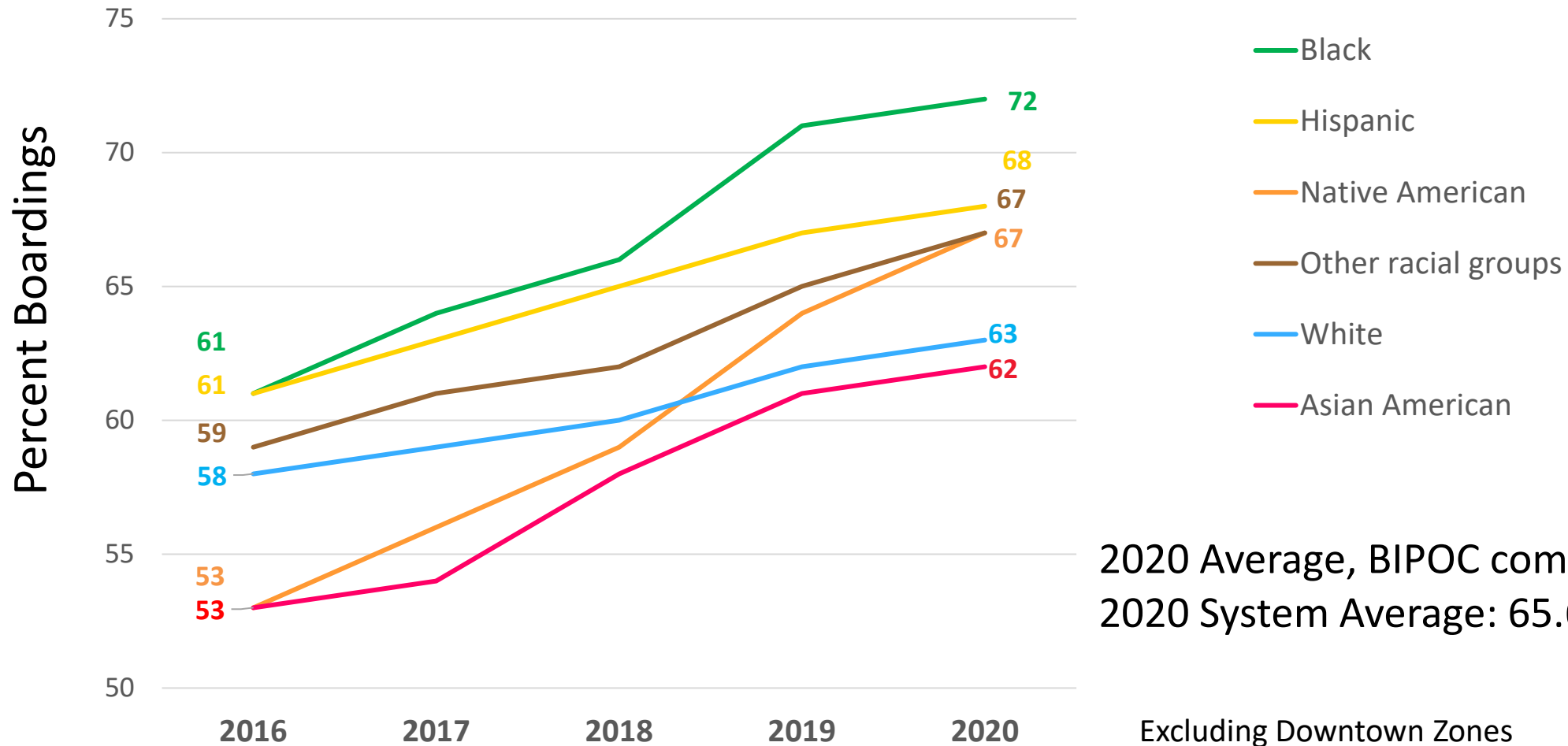


Shelters are where bus riders access the system the most.

Availability of shelters, light and heat at the Bus Stop

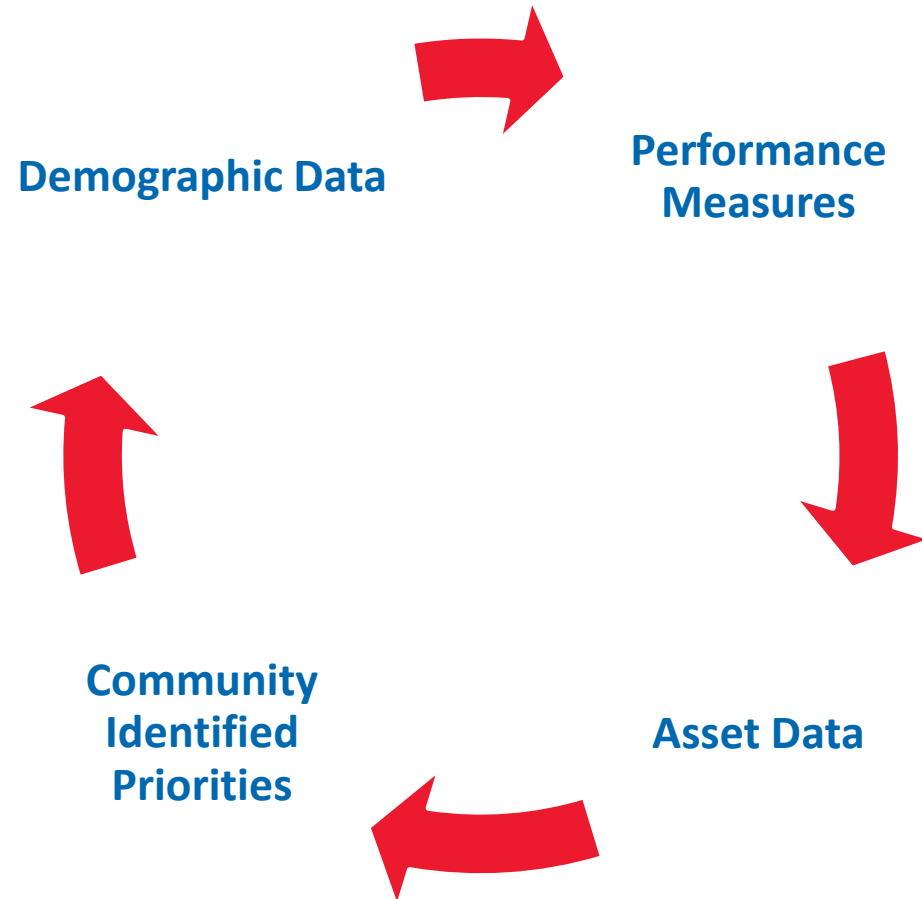


Shelter availability by race & ethnicity: 2016-2020



Asset Management Link To Decisions

- Equitable community engagement identified prioritization of investments critical to a bus stop (shelter, light, heat, accessibility)
- Asset management strategy rest to invest in bus stops based on equity measures and community priorities
- Maintenance of assets changed to align with equity measures



Thank you

- Nick.Thompson@metrotransit.org



Q&A



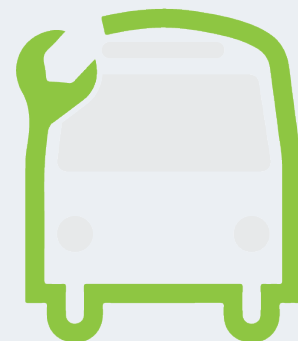


FTA TAM PROGRAM UPDATES

Tamalyynn Kennedy, TAM Program Manager



2022 Virtual
Transit Asset Management
Roundtable
July 19, 2022



**TRANSIT
ASSET
MANAGEMENT**

Tamalynn Kennedy
TAM Program Manager
Federal Transit Administration



U.S. Department of Transportation
Federal Transit Administration

Today's Agenda



- TAM Program Updates
- Resources and Technical Assistance
- A Look Ahead



TAM Program Updates



- First required TAM Plan update completed by October 1, 2022
- Many resources available to assist in updates
 - Self-Assessment Tool
 - TAMPLATE
 - Webinar Series

TAM Program Updates



- TAM 2020 NTD “Snapshot”

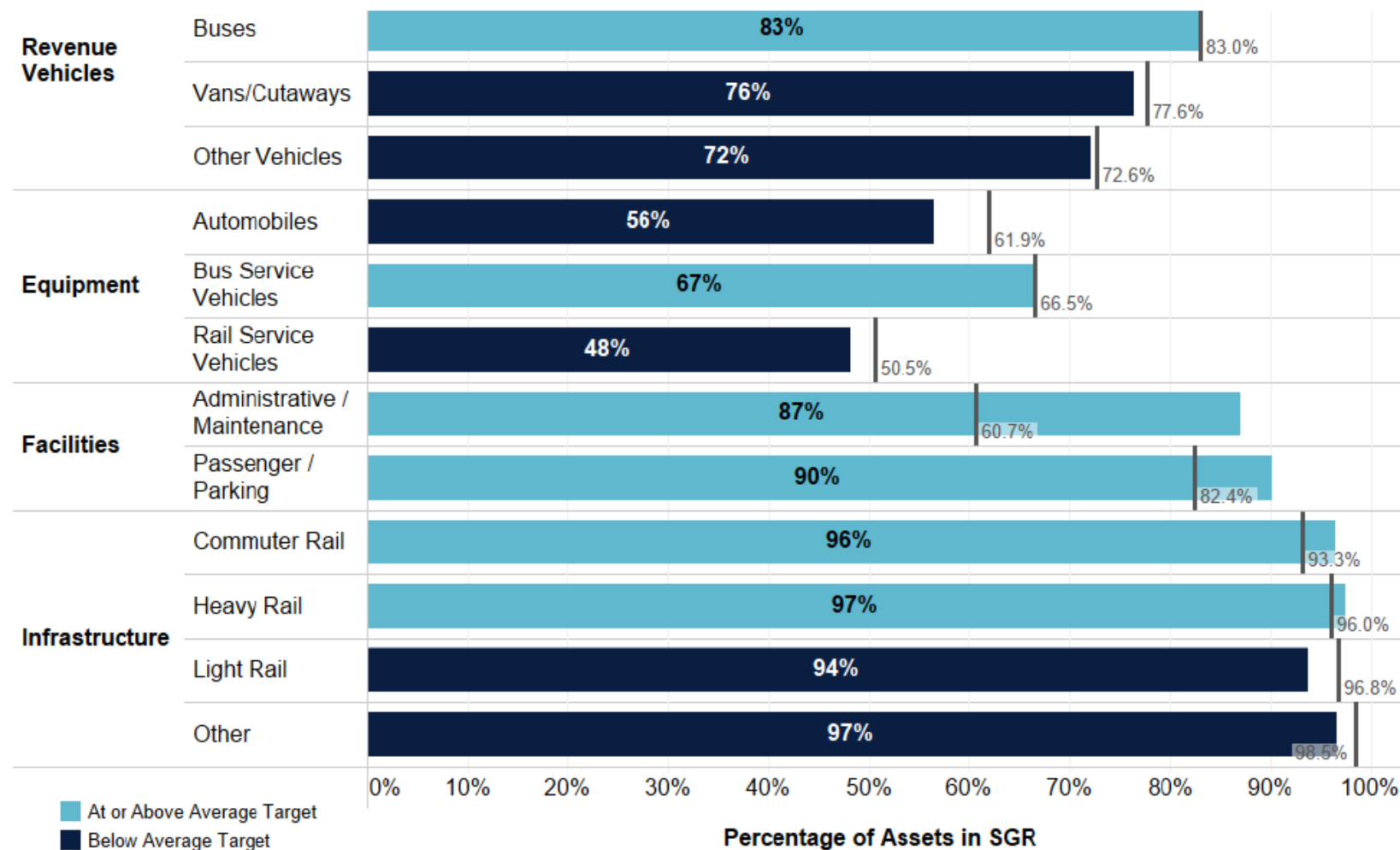
Asset Category	Year	Total Number of Assets	Assets with Capital Responsibility	Percentage of Assets in SGR
Revenue Vehicles	2018	173,733	151,035	79.2%
	2019	176,824	150,446	80.0%
	2020	172,845	147,879	79.8%
Equipment (Service Vehicles)	2018	29,480	29,332	65.9%
	2019	30,676	30,509	62.9%
	2020	30,926	30,754	63.8%
Facilities	2018	12,506	10,720	87.1%
	2019	13,318	11,323	87.8%
	2020	13,795	11,721	88.9%
Infrastructure (Track Miles)	2018	13,086	11,442	93.9%
	2019	13,839	11,729	97.0%
	2020	13,917	11,752	96.3%



TAM Program Updates



- TAM 2020 NTD Snapshot: Comparing 2020 Metrics to 2020 Targets



2020 Average Metrics (Bars) and 2020 Average Targets (Reference Lines) (Capital Responsibility Only)



Resources and Technical Assistance



Enhancing Your Transit Asset Management Program with Lifecycle Management

Monday, August 15, 2022—Thursday, August 18, 2022

1:00pm – 3:30pm ET

Monday, September 12, 2022—Thursday, September 15, 2022

1:00pm – 3:30pm ET

Sign up today!

www.ntionline.com/tam-201-enhancing-your-transit-asset-management-program-with-lifecycle-management/

Webinar Series



- [Webinar Materials](#)
- 2022 TAM Plan Update Expectations and Tools (Oct 2021)
- Using Decision Support Tools for Transit Asset Management (February 2022)
- Using TAMPLATE to Create a TAM Plan (April 2022)

TAMPLATE



- Technical assistance resource to help transit providers develop TAM plans in alignment with the Final Rule on TAM (49 CFR Part 625)
- Ability to download your most recently published agency data from NTD
- TAMPLATE application is designed for any user, it is likely to be most helpful for
 - Tier II transit providers developing their own individual plans, or
 - Group TAM Plan Sponsors developing plans for subrecipients

Accessing TAMPLATE

www.transit.dot.gov/TAM



Find the Latest Information on the Coronavirus/COVID-19 at [FTA's Coronavirus landing page](#).

United States Department of Transportation

Federal Transit Administration

Search

About Funding Regulations & Programs

[Home](#) / [Regulations and Programs](#) / [Asset Management](#)

- Transit Asset Management Overview
- Getting Started
- TAM Plans
- TAMPLATE**
- Performance Management

TAMPLATE

Transit Asset Management Planning Assistance Template

[Click Here to Access TAMPLATE](#)

[Click Here to Access TAMPLATE User Manual](#)

TAM Planning Assistance Template (TAMPLATE) is provided as a tool to assist Tier I and Tier II transit providers, and Group TAM Plan Sponsors, in developing their TAM Plans according to best practice and in alignment with requirements of FTA's Final Rule on Transit Asset Management (49 CFR Part 625). **This is not a compliance tool and should only be used for technical assistance**

A vertical stack of social media icons: Facebook, Twitter, LinkedIn, Email, and a plus sign for more options.



When Using TAMPLATE for TAM Plan Updates

- The TAMPLATE automatically populates using the most recently published NTD data
- FTA publishes NTD data each fall, providing data for the previous year
- Agencies using the TAMPLATE may either use the 2020 NTD data or manually update with more recent data
- May need to manually update asset inventories to include assets included in TAM plans but not reported to NTD





Transit Asset Management
Overview

Getting Started

FAQs

TAM Plans

TAMPLATE

Performance Management

TAM for Tribes

FTA Outreach Materials

TAM Events

TERM-Lite

State of Good Repair Programs >

Resources Search

Transit Asset Management

Looking for TAM Resources?

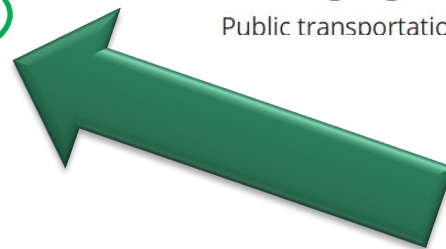
TAM Resources

Click here to view our interactive TAM Resource Table, or contact us at TAM@dot.gov.



Managing Transit Assets

Public transportation provides millions of Americans with daily access to jobs, schools, health care and other essential services.





Transit Asset Management Resource Table

The TAM Resource Table is designed to support successful agency implementation of Transit Asset Management. This table contains resources such as FTA reports, materials from webinars and roundtables, and publications from external stakeholders. Search the inventory of available resources by keyword, author, date range, or document type. View documents by clicking on resource titles.

Agencies are encouraged to submit examples of policies, processes, tools, and other resources to TAM@dot.gov for inclusion in the table. TAM Plans are also accepted, to be featured on the [APTA Transit Asset Management](#) site.

Keywords Author

From To Document Type

Tag

Apply

Title ↕	Author ↕	Document Type	Date ↕
TAMNews - March 2022	FTA	Newsletter	March 2022
Group Plan Sponsor Workbook	FTA	Workbook	February 2022
TAMNews - December 2021	FTA	Newsletter	December 2021
Am I a tier I or tier II agency?	FTA	Example	October 2021
Am I required to be a group TAM plan sponsor?	FTA	Example	October 2021


Resources and Technical Assistance



 [TAM System Handbook](#)

 [TAM Plan Self-Assessment Tool](#)

 [Group Plan Sponsor Workbook](#)

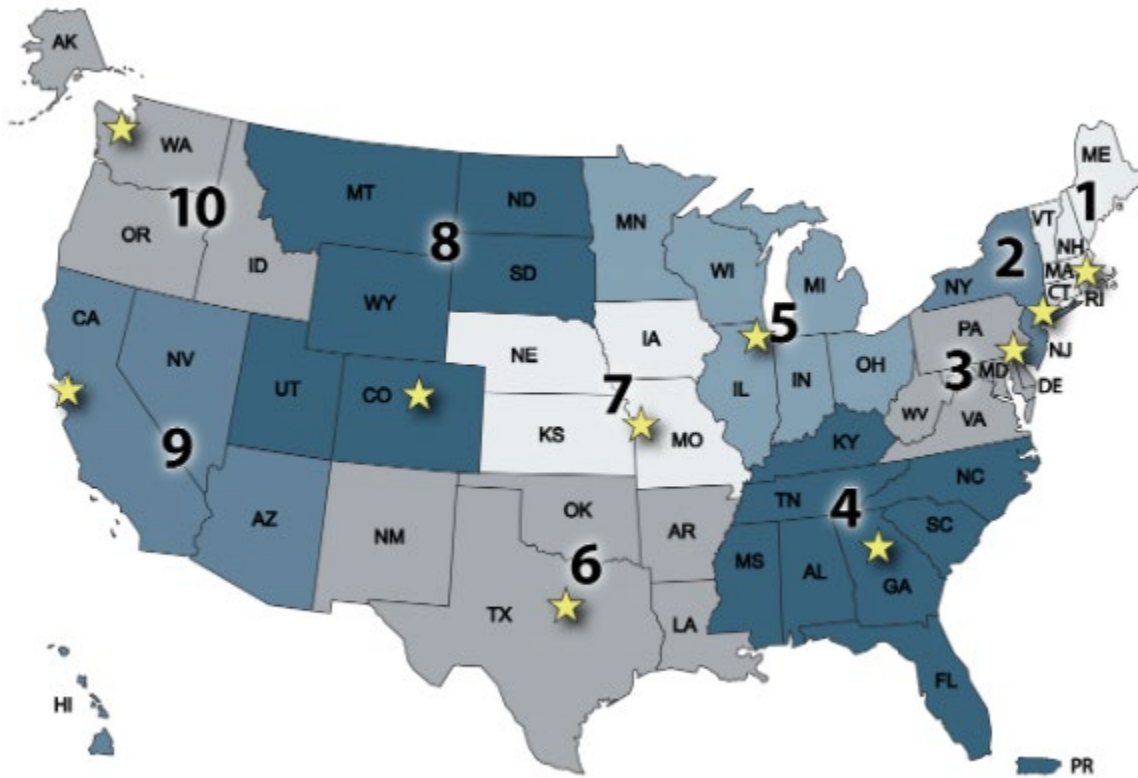
 [TAM Investment Prioritization State of the Practice Synthesis](#)

 [TAM Infrastructure Performance Measure Reporting Guidebook](#)

 [TAM Decision Support Tool State of the Practice Synthesis](#)

 [Facility Performance Measure Reporting Guidebook, V 1.2](#)

Best Resource: TAM Contacts



Region	Name	Email
1	Chris LaMacchia	C.LaMacchia@dot.gov
2	Sheldon Soleyn	Sheldon.Soleyn@dot.gov
3	Anne Marie Coughlin	AnneMarie.Coughlin@dot.gov
4	Guanying Lei	Guanying.Lei@dot.gov
5	Lisa Joiner	Lisa.Joiner@dot.gov
6	Eddie Chavarria	Heriberto.Chavarria@dot.gov
7	Bill Kalt	William.Kalt@dot.gov
8	Ranae Tunison	Ranae.Tunison@dot.gov
9	Susan Ko	Susan.Ko@dot.gov
10	Steve Saxton	James.Saxton@dot.gov



A Look Ahead

TAM Program: A Look Ahead



- Integration
 - Integrating equity, accessibility, and sustainability into TAM processes
 - Alignment between the Bipartisan Infrastructure Law Key Priorities and TAM
 - Modernization
 - Climate
 - Equity
 - Integrating TAM into agency operations, investment prioritization, and strategic decision-making

TAM Program: A Look Ahead



- Best Practices Review Pilot
 - Building off the TAM Self-Assessment Tool
 - Assist agencies in accessing their TAM Plan quality and completeness
 - Evaluate the maturity of the TAM Plan
 - Can be used to evaluate existing plan and highlight areas to improve upon
- FTA is currently reviewing contractor proposals
 - Additional details will be available later this year

TAM Program: A Look Ahead



- Peer Program
 - Component of the TAM Professional Capacity Building Program (PCB)
- Engage TAM professionals and agencies in peer learning opportunities
- Provide opportunities for TAM professionals to work together in addressing topics beyond the TAM requirements
- Provide opportunities for peer support and mentorship to newer or less experienced TAM professionals and agencies
- Provide opportunities for agencies to idea-share, troubleshoot, and brainstorm solutions to problems

TAM Program: A Look Ahead



- Peer Program Activities
 - TAM Roundtables
 - Case Studies
 - Peer Working Groups
 - Peer Exchange Events
 - Discussion Forums
- FTA is planning to host the first peer program event in September 2022
 - Details to follow

Questions?



- Visit the FTA TAM website: www.transit.dot.gov/TAM
- Contact the TAM team: TAM@dot.gov
- TAM Manager: Tamalynn Kennedy, Tamalynn.Kennedy@dot.gov



Q&A





Closing





**Thank you for attending the 2022
Virtual TAM Roundtable!**
Don't forget the evaluation!

transit.dot.gov/TAM | TAM@dot.gov





[TRANSIT.DOT.GOV](https://www.transit.dot.gov)