



FEDERAL TRANSIT ADMINISTRATION

**Staying on Track with TAM:  
FTA Updates, Upcoming Deadlines  
and Resources  
October 21, 2020**



**TRANSIT  
ASSET  
MANAGEMENT**



U.S. Department of Transportation  
Federal Transit Administration

## Today's Speakers

- **Mshadoni Smith, Ph.D.**  
Chief, Analysis Division  
Office of Budget and Policy
- **Tom Coleman**  
Program Manager  
National Transit Database

# Today's Agenda

Today's webinar will provide recent updates on the FTA TAM program and information on upcoming deadlines.

- Highlighted TAM Program Updates
- NTD Reporting
- New Resources
- Questions

# Highlighted TAM Program Updates

# TAM Plan: Horizon, Updates, and Amendments

- TAM Plans must be updated in their entirety *at least* every 4 years
  - First plans complete by October 2018
  - Update plans by October 2022
- You may need to update sooner if:
  - Significant unexpected changes:
    - asset inventory
    - condition assessments
    - investment prioritization
  - Realign with other internal or regional planning processes

# TAM Plan: Facility Condition Assessments

- Agencies must submit facility condition assessments to NTD every year.
  - At least 25% reported each year of TAM plan horizon
  - By RY19 reported at least 50%
- For guidance and additional information, refer to the Facility Condition Assessment Guidebook  
[www.transit.dot.gov/sites/fta.dot.gov/files/docs/Facility%20Performance%20Assessment%20Guidebook.pdf](http://www.transit.dot.gov/sites/fta.dot.gov/files/docs/Facility%20Performance%20Assessment%20Guidebook.pdf)

# NTD Reporting of TAM data Continues in RY20

Update asset inventory

Report condition data

Report targets to NTD

Narrative report update

Third year of asset inventories and target reporting

**Narrative Report is your chance to provide context for your numerical results!**

# Update: TAMPLATE 2.0

- Updating Technical assistance tool based on feedback from rollout
- ***Replaces Small Provider Excel Template***
- Automatically populates TAM (AIM) data from NTD.

[www.transit.dot.gov/regulations-and-programs/asset-management/template](http://www.transit.dot.gov/regulations-and-programs/asset-management/template)

Capital Asset Inventory

**\*\*BASIC\*\***

**Asset Inventory Listing:** To complete the inventory list, use the following steps:

1. On the table to the right, list all the capital assets that you own, operate, or manage that support the delivery of public transportation services. This should include leased assets, assets operated under contract, and all assets that would be included in a program of projects. You may include assets used in the provision of public transportation even if acquired without FTA funds. Complete the table and use the drop down menus where provided. An example is shown for guidance.
2. Click the "Add More" button only after some yellow cells are filled.
3. Be sure to click "Finish" when complete.
4. Click the "Summarize" button to populate the summary table.
5. Click "Continue" to proceed to the next sheet.

Asset Category/Class	Total Number	Avg Age	Avg	Avg Value
Revenue Vehicles	0	-	-	-
AB - Articulated Bus	0	-	-	-
AD - Automobile	0	-	-	-
BR - Over-the-road Bus	0	-	-	-
BU - Bus	0	-	-	-
CU - Cutaway Bus	0	-	-	-
DB - Double Decker Bus	0	-	-	-
FB - Ferryboat	0	-	-	-

Summarize



United States Department of Transportation

About DOT | Our Activities | Areas of Focus

Federal Transit Administration

**TAMPLATE**  
Transit Asset Management  
Planning Assistance Template

Username / Email Address  
Password  
Login  
Register | Forget Password

U.S. DEPARTMENT OF TRANSPORTATION | FTA News | FOIA



## New: Self-Assessment Tool

- Tool to assess TAM Plan quality and completeness.
- Includes rating guide to evaluate the maturity of TAM Plan.


[www.transit.dot.gov/TAM/TAMPlans/SelfAssessment](http://www.transit.dot.gov/TAM/TAMPlans/SelfAssessment)

Compliant	Expanded	Advanced
Element rating=1 point	Element rating=2 points	Element rating=3 points
Overall Tier I Plan Score = 13-21 Overall Tier II Plan Score = 8-13	Overall Tier I Plan Score = 22-35 Overall Tier II Plan Score = 14-22	Overall Tier I Plan Score = 36+ Overall Tier II Plan Score = 23+
+ Presents information needed for compliance.	+ Exhibits comprehension of FTA TAM rule with applications of other Asset Management principles.	+Demonstrates understanding of FTA TAM rule through policies and practices of the TAM Plan. + Ties all TAM elements into the organization structure of the document.

# New: TAM Systems Handbook

- Provide general information and resource on the management of systems
- Provide practical information on inventorying systems assets and identifying activities and investments needed throughout the system life cycle

[www.transit.dot.gov/sites/fta.dot.gov/files/2020-09/TAM-Systems-Handbook.pdf](http://www.transit.dot.gov/sites/fta.dot.gov/files/2020-09/TAM-Systems-Handbook.pdf)



# TAM Systems Handbook

## Intended Audience

Those who:

- compile the transit operator's asset inventory,
- conduct or report asset condition assessments,
- collect performance measures, or
- manage the investment prioritization processes.

# TAM Systems Handbook Chapters

Chapter 1- Introduction

Chapter 2 - Systems Theoretical Framework

Chapter 3 - Overview of Transit *Systems*

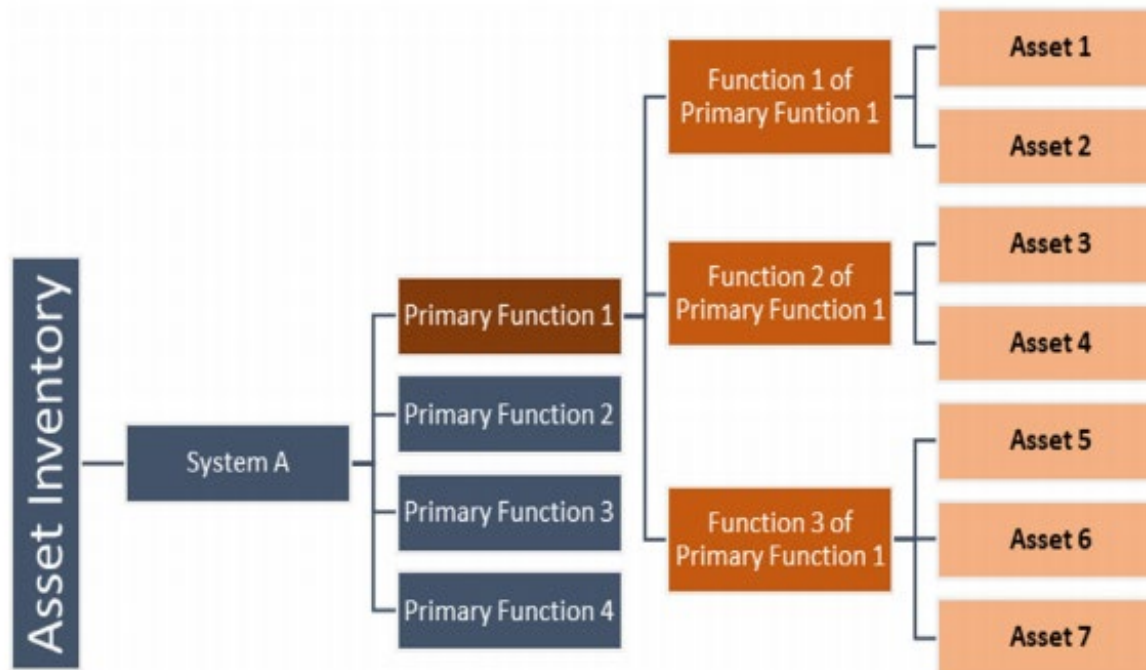
Chapter 4 - Systems Asset Inventories and Hierarchies

Chapter 5 - NTD Asset Inventory Module (AIM) Reporting

Chapter 6 - Systems Performance Management and Investment Prioritization

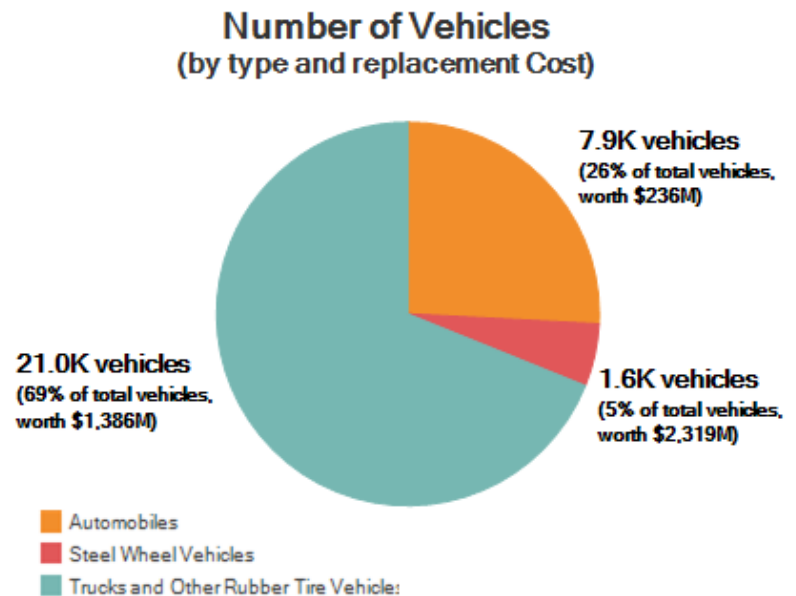
## CH 4: TAM Systems Handbook

- Provides examples of *system* asset hierarchies
- Illustrates findings of what transit operators have inventoried as part of the *system* asset class



# NTD RY18 TAM Baseline Fact Sheets

- Highlights TAM (AIM) data from NTD
  - Two cycles of AIM data reported to NTD
  - RY19 TAM factsheet under development
  - Overview and Asset Category specific factsheets



*Vehicle data from RY18 NTD reporting.*

# NTD Group Plan Summary Tool

# Accessing NTD Data Reports

## Data Categories

☐ Agency Information

☒ Assets

☐ Data Dictionary/Questionable Items

☐ Expenses

## Product Type

- Any -

## Search

urbanized area

## Data Product Year

-Year

Apply

2018 Urbanized Area Asset Summary Tool

Annual Data Tables (Excel)

2018

<https://www.transit.dot.gov/ntd/ntd-data>



# NTD Group Plan Summary Tool

I want to see data about all the participants in a particular Group TAM Plan.

The screenshot shows the NTD Group Plan Summary Tool interface. At the top, there are three filter boxes:

- Filter 1:** I want to see data about all the participants in a particular Group TAM Plan.
- Filter 2:** I want to see data from a custom-designed group of agencies.
- Filter 3:** I want to see data from all agencies that serve a particular Urbanized Area.

Below the filters, the main content area contains the following text:

**How to use the State of Good Repair Summary Tables:**  
This workbook is designed to support Metropolitan Planning Organizations (MPOs), Group Plan Sponsors, and other transit planning agencies involved in Transit Asset Management (TAM). The **View Individual Agencies** and **View by Group Plan** tabs present both TAM summary statistics from and detailed asset inventory information, as reported to FTA's National Transit Database (NTD). In Microsoft Excel, click "Enable Editing" then "Enable Content" to begin using the filters on this tab.

**View Individual Agencies**  
Begin typing in the first box to find an urbanized area (UZA) you are interested in. Select that UZA from the drop-down menu to see a list of agencies in that UZA below. To calculate performance metrics for a group of agencies, type the NTD IDs, one at a time, in the *Enter NTD ID* box. You can find the NTD IDs by searching by UZA as described above, or you can search for the agency name by typing in the second box. Once you have the list of agencies that you want to see, click the **FILTER** button. This will re-filter the table below, replacing any filtering by UZA. The performance measures for the selected group of agencies will be calculated in the four tables below. This outlines the performance of each asset type - Revenue Vehicles, Service Vehicles, Facilities, and Track.

The tabs *Revenue Vehicles*, *Service Vehicles*, *Facilities*, *Track*, and *Targets* will filter to show individual assets for the selected agencies.

# NTD Group Plan Summary Tool

New Introduction Button	Linked Excel Tab	New Functionality
1) "I want to see data about all the participants in a Group TAM Plan"	1) View by Group Plan Tab	1a) Added 2018 Performance Target as a column 1b) Added 2019 Performance Target as a column 1c) Primary UZA flag
2) "I want to see data from a custom designed group of agencies"	2) View Individual Agencies	2a) Added single search functionality (last year had to filter then search) 2b) Added All the functionality of 1)
3) "I want to see data from all agencies that serve a particular urbanized area"	3) View by UZA	3a) New Excel Tab Mirroring 1) and 2)

## View by Group Plan

- Added “by-group” performance measures to view by group plan tab
- 8R01 – Colorado Department of Transportation
- Performance Targets (new)

### Revenue Vehicles in Selected Group Plan

Vehicle Type	2018 Performance Target	2019 Performance Target
Aerial Tramway	41.00%	86.76%
Articulated Bus	18.80%	0.00%
Automobile	8.00%	28.00%
Bus	18.80%	26.00%
Cutaway	18.00%	23.00%
Minivan	2.00%	21.50%
Other	13.00%	0.00%
Over-the-road Bus	18.80%	17.50%
School Bus	0.00%	100.00%
Sports Utility Vehicle	8.00%	40.00%
Van	2.00%	17.50%

# NTD Feedback?

Email: [NTDHelp@dot.gov](mailto:NTDHelp@dot.gov)

**Include “UZA Data Table” in the Subject Line**

# NTD Training and Resources

- Urban Full Reporting through NTI:  
[www.ntionline.com/national-transit-database-urban-reporting/](http://www.ntionline.com/national-transit-database-urban-reporting/)
- Recordings:  
[www.transit.dot.gov/ntd/presentations-and-webinars](http://www.transit.dot.gov/ntd/presentations-and-webinars)
- NTI webinar (October 6, 2020):  
[www.youtube.com/watch?v=JBy9jnfplZc](http://www.youtube.com/watch?v=JBy9jnfplZc)

# New Resources

# New Resources

- Interactive resource table on the TAM website  
[www.transit.dot.gov/tam/search](http://www.transit.dot.gov/tam/search)

- Easier to find
- Keyword search
- Date search
- What's new list

## Transit Asset Management Resource Table

The TAM Resource Table is designed to support successful agency implementation of Transit Asset Management. This table contains resources such as FTA reports, materials from webinars and roundtables, and publications from external stakeholders. Search the inventory of available resources by keyword, author, date range, or document type. View documents by clicking on resource titles.

Agencies are encouraged to submit examples of policies, processes, tools, and other resources to [TAM@dot.gov](mailto:TAM@dot.gov) for inclusion in the table. TAM Plans are also accepted, to be featured on the [APTA Transit Asset Management](http://www.transit.dot.gov/tam) site.

Keywords	Author	From	To
<input type="text"/>	<input type="text"/>	January ▾	2000 ▾ July ▾ 2020 ▾
Document Type	Tag		
- Any - ▾	- Any - ▾	<button>Apply</button> <button>Reset</button>	

Title	Author	Document Type	Date
<a href="#">Using NTD Data to Support TAM</a>	FTA	Webinar	June 2020
<a href="#">TAMNews - May 2020</a>	FTA	Newsletter	May 2020
<a href="#">Multi-State Transit Technical Assistance Program</a>	FTA	Webinar	March 2020
<a href="#">FTA FY20 Comprehensive Review Guide Section 6: Transit Asset Management</a>	FTA	Report	March 2020
<a href="#">Workforce Planning and Development</a>	FTA	Webinar	February 2020

# New Resources Posted

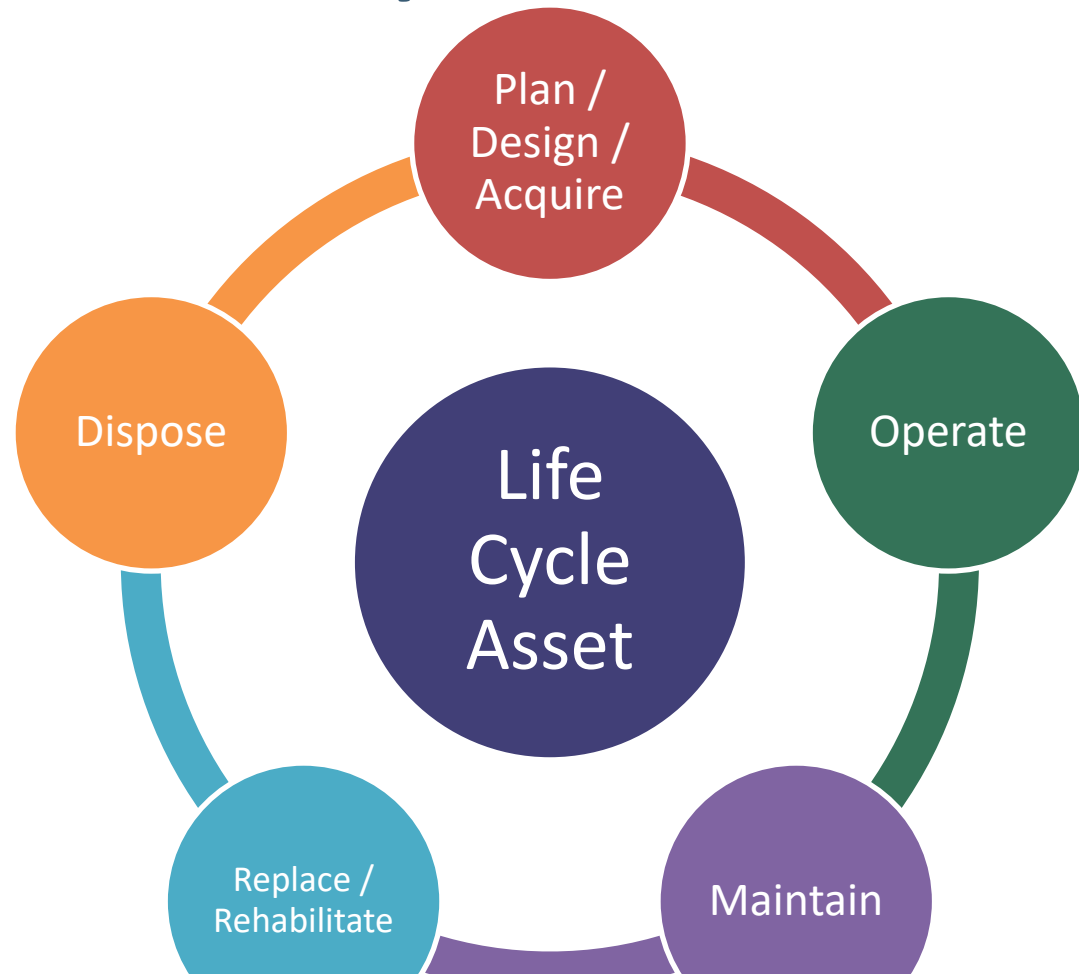
- Events:
  - First Virtual Roundtable (July 2020)
    - Recording [www.youtube.com/watch?v=XVMDXgyUeO4](https://www.youtube.com/watch?v=XVMDXgyUeO4)
    - Presentations [www.transit.dot.gov/TAM/SGRroundtables/2020Roundtable](https://www.transit.dot.gov/TAM/SGRroundtables/2020Roundtable)
- Reports:
  - Investment Prioritization Synthesis
  - Decision Support Tool (DST) Synthesis



# TAM Investment Prioritization State of the Practice Synthesis

- State of the practice of TAM investment prioritization at transit agencies

[www.transit.dot.gov/  
TAM/TAMPlans/InvestmentPrioritizationStateofthePractice](http://www.transit.dot.gov/TAM/TAMPlans/InvestmentPrioritizationStateofthePractice)



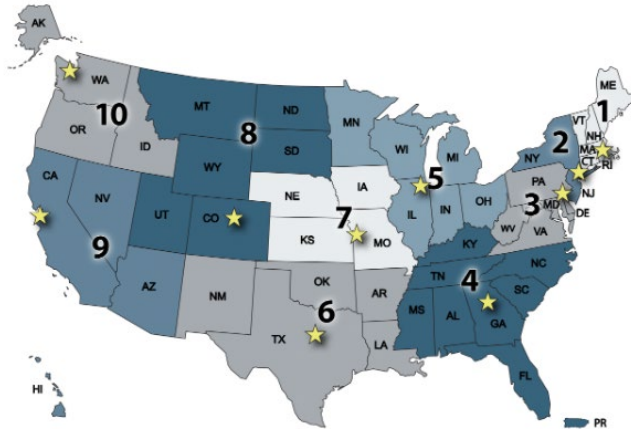
# TAM Decision Support Tool

## State of the Practice Synthesis

- State of the practice of TAM decision support tools implementation
- Real-world applications and noteworthy practices

[www.transit.dot.gov/TAM/TAMPlans/DecisionSupportToolStateofthePractice](http://www.transit.dot.gov/TAM/TAMPlans/DecisionSupportToolStateofthePractice)

# Best Resource: TAM Contacts



1	Christopher LaMacchia
	Leah Sirmin
2	Sheldon Soleyn
3	Anne Marie Coughlin
	Ryan Long
4	Guanying Lei
	Parris Orr
5	Lisa Joiner
	Cecilia Godfrey-Crenshaw
6	Lynn Hayes
	Eddie Chavarria
7	Bill Kalt
	Jeremiah Shuler
8	Ranae Tunison
9	Susan Ko
	Jean Mazur
10	James "Steve" Saxton

[www.transit.dot.gov/TAM](http://www.transit.dot.gov/TAM)

[TAM@dot.gov](mailto:TAM@dot.gov)

# Questions?